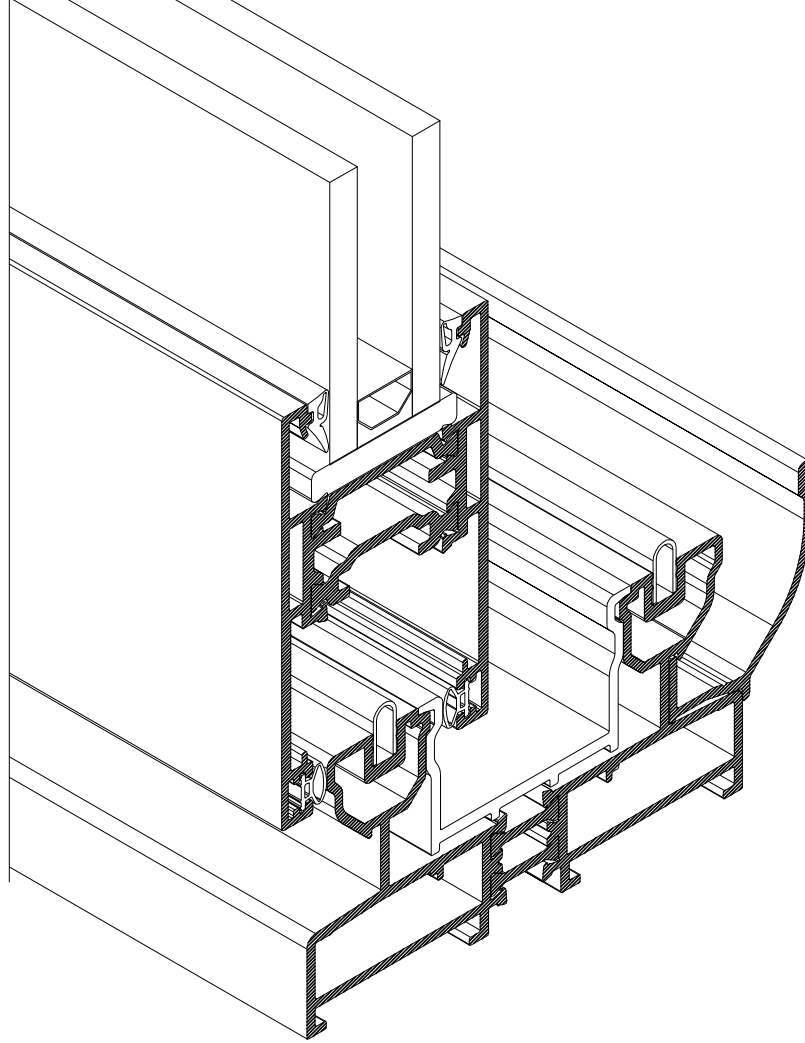
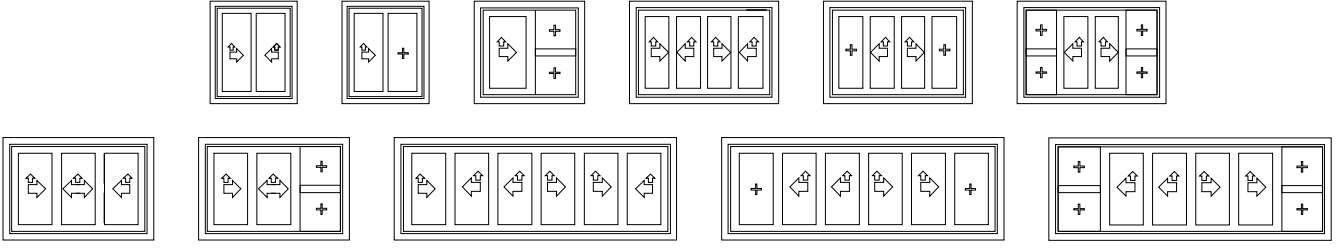


## Yalıtımlı Sürme Serisi Açılım Varyasyonları ( Kaldır & Sür Sistemi - Sürme Sistemi )

Insulated Sliding Serie Opening Variations (Lift & Slide System – Slide System)



# S1

**S45 - T Yalıtımlı Sürme Seri**  
S45 – T Insulated Sliding Serie

**Alaşım Özellikleri**  
Alloy Properties

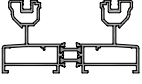
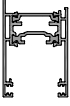
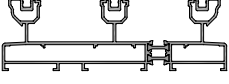
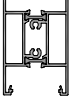
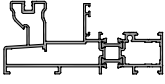
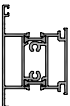
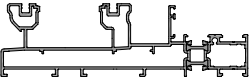
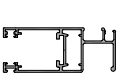
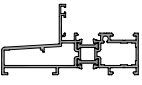
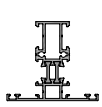
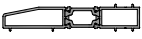
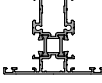
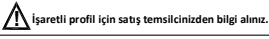

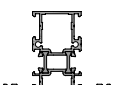

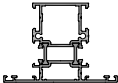

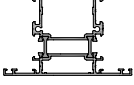
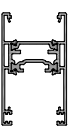

EN AW 6060 (AlMgSi0,5 F22) EN AW 6063(AlMg0,7Si F22)

**Üretim ve Mekanik Standartları**  
Production and Mechanical Standards

EN 12020-2 – EN 755-9 – EN 755-2

## S1

ÜRÜN TEKNİK ÖZELLİKLERİ  
PRODUCT'S TECHNICAL FEATURES


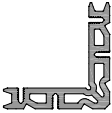





PROFİL KESİTİ PROFILE VIEW	PROFİL NO PROFILE NO	PROFİL AÇIKLAMASI PROFILE DESCRIPTION	gr/m	PROFİL KESİTİ PROFILE VIEW	PROFİL NO PROFILE NO	PROFİL AÇIKLAMASI PROFILE DESCRIPTION	gr/m
	S1-101 ( 95 - 50.5 )	KASA PROFİLİ FRAME	PVC 2214		S1-202 ( 45 - 78 )	KANAT PROFİLİ CASEMENT PROFILE	PVC 1577
			POLYAMID 2206				POLYAMID 1555
	S1-102 ( 156 - 50.5 )	KASA PROFİLİ FRAME	PVC 3288		S1-203 ( 45 - 78 )	KANAT PROFİLİ CASEMENT PROFILE	PVC 1813
			POLYAMID 3279				POLYAMID 1804
	S1-103 ( 110 - 49 )	KASA PROFİLİ FRAME	PVC 2265		S1-204 ( 45 - 78 )	KANAT PROFİLİ CASEMENT PROFILE	PVC 1618
			POLYAMID 2257				POLYAMID 1610
	S1-104 ( 171.5 - 50.5 )	KASA PROFİLİ FRAME	PVC 3342		S1-205 ( 78 - 31 )	KANAT PROFİLİ CASEMENT PROFILE	1116
			POLYAMID 3333				
	S1-511 ( 95 - 49 )	ADAPTÖR PROFİLİ ADAPTER PROFILE	PVC 1662		W1-300 ( 63.3 - 23.3 )	ORTA KAYIT PROFİLİ TRANSOM PROFILE	PVC 1262
			POLYAMID 1653				POLYAMID 1253
	S1-512 ( 95 - 18.6 )	ADAPTÖR PROFİLİ ADAPTER PROFILE	PVC 1104		W1-301 ( 69 - 29 )	ORTA KAYIT PROFİLİ TRANSOM PROFILE	PVC 1415
			POLYAMID 1089				POLYAMID 1406
	S1-513 ( 67.5 - 26.5 )	ADAPTÖR PROFİLİ ADAPTER PROFILE	628		W1-305 ( 74 - 34 )	ORTA KAYIT PROFİLİ TRANSOM PROFILE	PVC 1501
							POLYAMID 1493
	S1-514 ( 67.5 - 36 )	ADAPTÖR PROFİLİ ADAPTER PROFILE	637		W1-302 ( 79 - 39 )	ORTA KAYIT PROFİLİ TRANSOM PROFILE	PVC 1588
							POLYAMID 1580
	S1-515 ( 26.7 - 67.5 )	ADAPTÖR PROFİLİ ADAPTER PROFILE	465		W1-303 ( 89 - 49 )	ORTA KAYIT PROFİLİ TRANSOM PROFILE	PVC 1761
							POLYAMID 1753
	S1-201 ( 45 - 78 )	KANAT PROFİLİ CASEMENT PROFILE	PVC 1687		W-607 ( 8.2 - 36.8 )	ORTA KAYIT BİRLEŞTİRME CORNER CLEATS FOR TRANSOM	431
			POLYAMID 1665				

Profil değerleri teoriktir. Ağırlık olarak testimde yapılan tartım geçerlidir.  
Profil imalatları TS EN 12020-2 ve TS EN 755-9 toleransı,  
Moment değerleri EN 14024'e göre hesaplanmıştır.

Profile values are theoretical pre-shipment weight will be valid.  
The tolerances of Profile manufacturing are calculated according to EN 12020-2  
and TS EN 755-9; moment values are calculated according to EN 14024.

S1

ÜRÜN TEKNİK ÖZELLİKLERİ  
PRODUCT'S TECHNICAL FEATURES

PROFİL KESİTİ PROFILE VIEW	PROFİL NO PROFILE NO	PROFİL AÇIKLAMASI PROFILE DESCRIPTION	gr/m	PROFİL KESİTİ PROFILE VIEW	PROFİL NO PROFILE NO	PROFİL AÇIKLAMASI PROFILE DESCRIPTION	gr/m
	<b>W-608</b> ( 23.6 - 38.7 )	ORTA KAYIT BİRLEŞTİRME CORNER CLEATS FOR TRANSOM	583		<b>S1-505</b> ( 49.9 - 34 )	ADAPTÖR PROFİLİ ADAPTER PROFILE	550
	<b>S1-501</b> ( 6.5 - 22.7 )	CAM ÇİTASI GLASS BEAM	163		<b>W-601</b> ( 74 - 74 ) 14.6mm	KÖŞE BİRLEŞTİRME CORNER CLEATS	3428
	<b>S1-506</b> ( 9.5 - 22.7 )	CAM ÇİTASI GLASS BEAM	176		<b>W-611</b> ( 70 - 70 ) 14.6mm	KÖŞE BİRLEŞTİRME CORNER CLEATS	2520
	<b>S1-507</b> ( 13.5 - 22.7 )	CAM ÇİTASI GLASS BEAM	194		<b>SC0307</b> ( 55 - 55 ) ( 9.71 mm )	KÖŞE BİRLEŞTİRME CORNER CLEATS	2140
	<b>S1-509</b> ( 20.5 - 20.8 )	CAM ÇİTASI GLASS BEAM	224		<b>W-606</b> ( 23.6 - 39.2 )	ORTA KAYIT BİRLEŞTİRME CORNER CLEATS FOR TRANSOM	482
	<b>S1-510</b> ( 26.5 - 27.8 )	CAM ÇİTASI GLASS BEAM	250		<b>W-511</b> ( 3.5 - 24.5 )	CAM ÇİTASI GLASS BEAM	187
	<b>S1-508</b> ( 5 - 9.8 )	RAY PR. RAIL PROFILE	127		<b>W-512</b> ( 7.5 - 24.5 )	CAM ÇİTASI GLASS BEAM	206
	<b>S1-502</b> ( 12 - 55.5 )	ADAPTÖR PROFİLİ ADAPTER PROFILE	325		<b>W-513</b> ( 11.5 - 24.5 )	CAM ÇİTASI GLASS BEAM	227
	<b>S1-503</b> ( 30.1 - 35.2 )	ADAPTÖR PROFİLİ ADAPTER PROFILE	PVC 817 POLYAMİD 809		<b>W-514</b> ( 15.5 - 24.5 )	CAM ÇİTASI GLASS BEAM	252
	<b>S1-504</b> ( 30.8 - 38.5 )	ADAPTÖR PROFİLİ ADAPTER PROFILE	311		<b>W-515</b> ( 19.5 - 24.5 )	CAM ÇİTASI GLASS BEAM	273

Profil değerleri teoriktir. Ağırlık olarak testimde yapılan tartım geçerlidir.  
Profil imalatları TS EN 12020-2 ve TS EN 755-9 toleransı,  
Moment değerleri EN 14024'e göre hesaplanmıştır.

Profile values are theoretical pre-shipment weight will be valid.  
The tolerances of Profile manufacturing are calculated according to EN 12020-2  
and TS EN 755-9; moment values are calculated according to EN 14024.

S1

ÜRÜN TEKNİK ÖZELLİKLERİ  
PRODUCT'S TECHNICAL FEATURES

PROFİL KESİTİ PROFILE VIEW	PROFİL NO PROFILE NO	PROFİL AÇIKLAMASI PROFILE DESCRIPTION	gr/m	PROFİL KESİTİ PROFILE VIEW	PROFİL NO PROFILE NO	PROFİL AÇIKLAMASI PROFILE DESCRIPTION	gr/m
	W-516 ( 23.5 - 24.5 )	CAM ÇİTASI GLASS BEAM	286		W-517-a ( 27.5 - 24.4 )	CAM ÇİTASI GLASS BEAM	284
	W-517 ( 27.5 - 24.5 )	CAM ÇİTASI GLASS BEAM	299		W-518-a ( 31.5 - 24.4 )	CAM ÇİTASI GLASS BEAM	297
	W-518 ( 31.5 - 24.5 )	CAM ÇİTASI GLASS BEAM	316		W-519-a ( 35.5 - 24.4 )	CAM ÇİTASI GLASS BEAM	316
	W-519 ( 35.5 - 24.5 )	CAM ÇİTASI GLASS BEAM	336		W-520-a ( 39.5 - 24.4 )	CAM ÇİTASI GLASS BEAM	330
	W-520 ( 39.5 - 24.5 )	CAM ÇİTASI GLASS BEAM	351		W-521-a ( 43.5 - 24.4 )	CAM ÇİTASI GLASS BEAM	344
  İşaretti profil için satış temsilcinizden bilgi alınız.	W-511-a ( 3.5 - 24.4 )	CAM ÇİTASI GLASS BEAM	193		W-522-a ( 29.5 - 24.4 )	CAM ÇİTASI GLASS BEAM	278
	W-512-a ( 7.5 - 24.5 )	CAM ÇİTASI GLASS BEAM	194				
	W-513-a ( 11.5 - 24.4 )	CAM ÇİTASI GLASS BEAM	216				
	W-514-a ( 15.5 - 24.4 )	CAM ÇİTASI GLASS BEAM	228				
	W-515-a ( 19.5 - 24.4 )	CAM ÇİTASI GLASS BEAM	242				
	W-516-a ( 23.5 - 24.4 )	CAM ÇİTASI GLASS BEAM	270				

Profil değerleri teoriktir. Ağırlık olarak testimde yapılan tartım geçerlidir.  
Profil imalatları TS EN 12020-2 ve TS EN 755-9 toleransı,  
Moment değerleri EN 14024'e göre hesaplanmıştır.

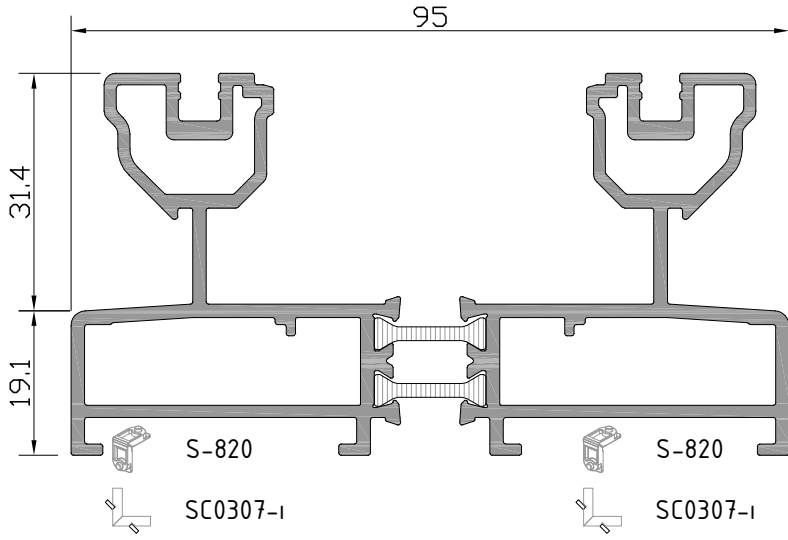
Profile values are theoretical pre-shipment weight will be valid.  
The tolerances of Profile manufacturing are calculated according to EN 12020-2  
and TS EN 755-9; moment values are calculated according to EN 14024.

**S1**  
**S45-T YALITIMLI SÜRME SERİ**  
S45 -T INSULATED SLIDING SERIES

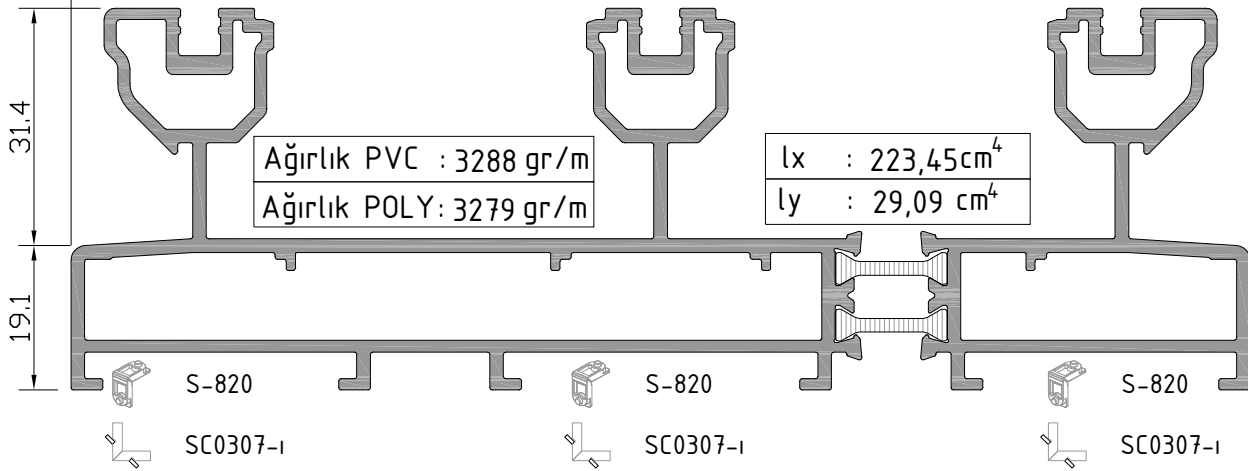
ÜRÜN TEKNİK ÖZELLİKLERİ  
PRODUCT'S TECHNICAL FEATURES

Profil No: S1-101

Ağırlık PVC :	2214 gr/m
Ağırlık POLY:	2206 gr/m
lx :	53,60 cm <sup>4</sup>
ly :	19,46 cm <sup>4</sup>

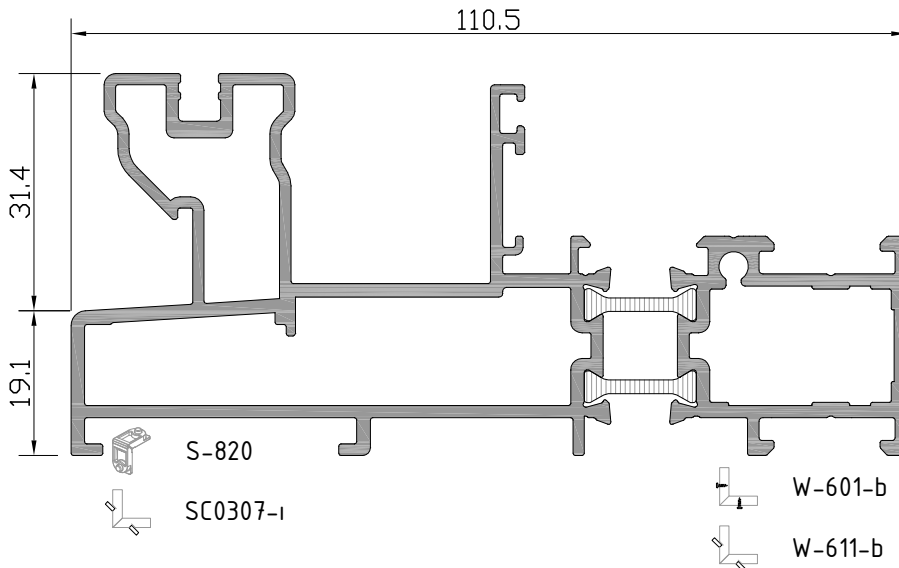


156  
Profil No: S1-102



Profil No: S1-103

Ağırlık PVC :	2265 gr/m
Ağırlık POLY:	2257 gr/m
lx :	73,96 cm <sup>4</sup>
ly :	15,23 cm <sup>4</sup>

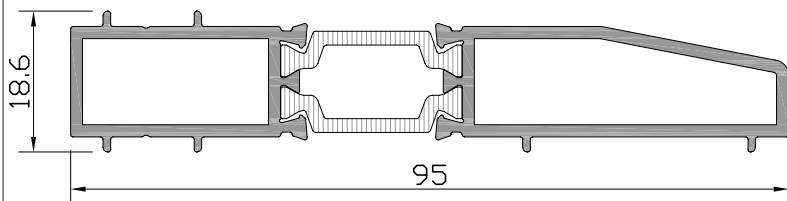
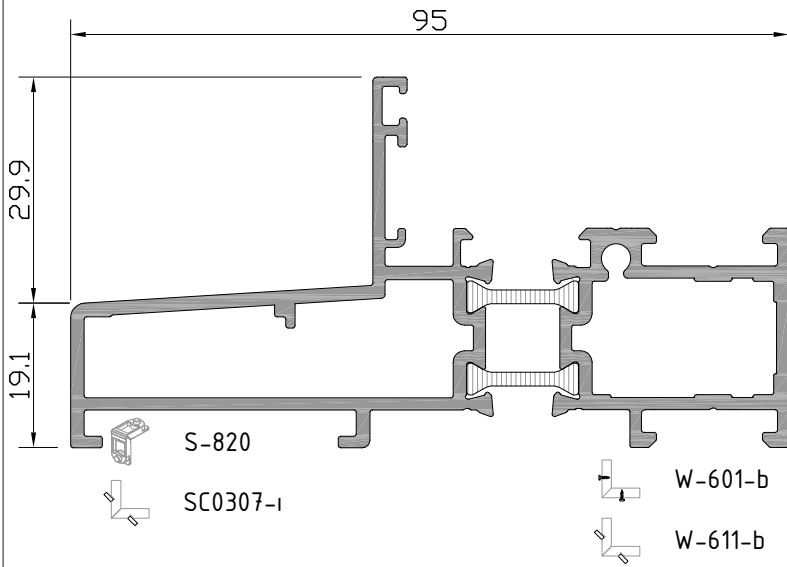
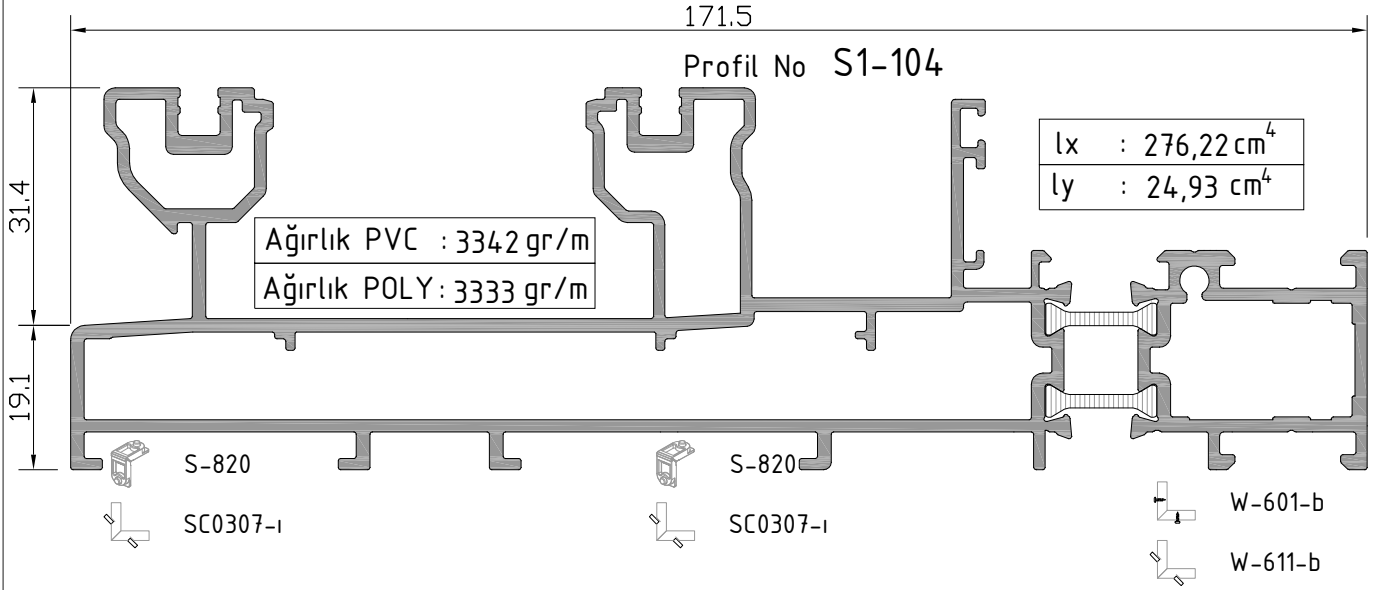


Profil değerleri teoriktir. Ağırlık olarak teslimde yapılan tartım geçerlidir.  
Profil imalatları TS EN 12020-2 ve TS EN 755-9 toleransı,  
Moment değerleri EN 14024'e göre hesaplanmıştır.

Profile values are theoretical pre-shipment weight will be valid.  
The tolerances of Profile manufacturing are calculated according to EN 12020-2  
and TS EN 755-9; moment values are calculated according to EN 14024.

**S1**  
**S45-T YALITIMLI SÜRME SERİ**  
S45 -T INSULATED SLIDING SERIES

ÜRÜN TEKNİK ÖZELLİKLERİ  
PRODUCT'S TECHNICAL FEATURES



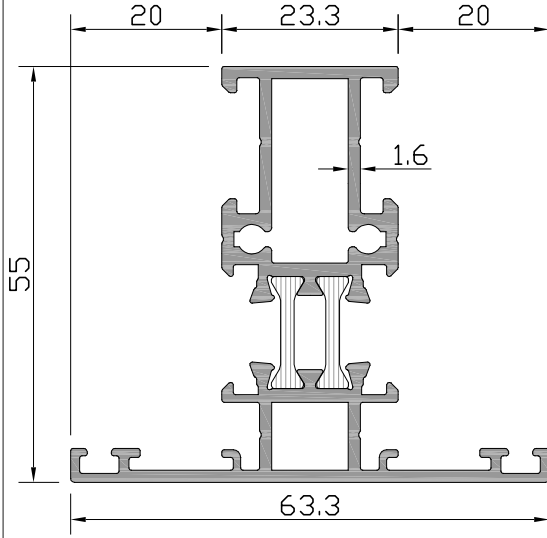
⚠ İşaretili profil için satış temsilcinizden bilgi alınız.

# S1

## S45-T YALITIMLI SÜRME SERİ

S45 -T INSULATED SLIDING SERIES

ÜRÜN TEKNİK ÖZELLİKLERİ  
PRODUCT'S TECHNICAL FEATURES



Profil No: W1-300

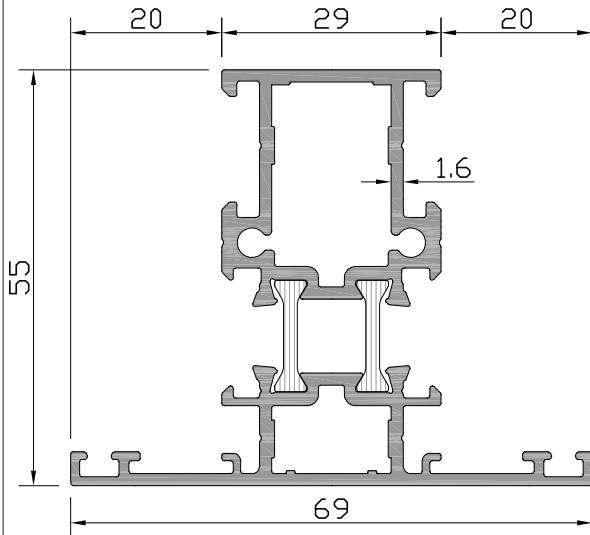
Ağırlık PVC :	1262 gr/m
Ağırlık POLY:	1253 gr/m
lx :	11,41 cm <sup>4</sup>
ly :	6,20 cm <sup>4</sup>



W-606-h  
W-608-h  
W-608\2-h



W-607-h



Profil No: W1-301

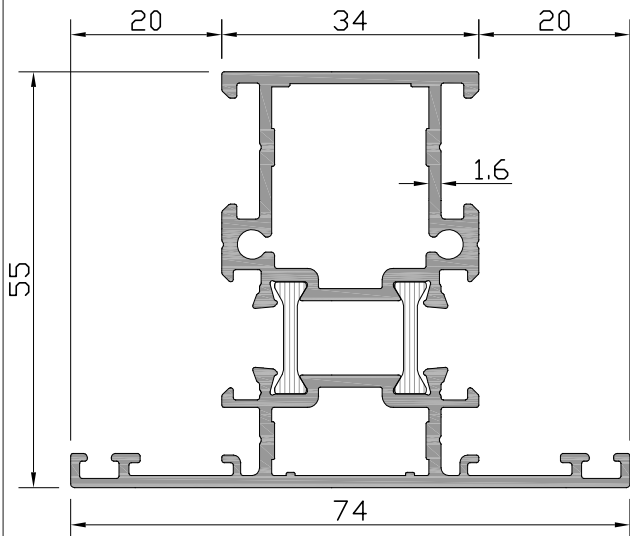
Ağırlık PVC :	1415 gr/m
Ağırlık POLY:	1406 gr/m
lx :	13,00 cm <sup>4</sup>
ly :	8,93 cm <sup>4</sup>



W-606-a  
W-608-a  
W-608\2-a



W-607-a



Profil No: W1-305

Ağırlık PVC :	1501 gr/m
Ağırlık POLY:	1493 gr/m
lx :	14,01 cm <sup>4</sup>
ly :	11,96 cm <sup>4</sup>



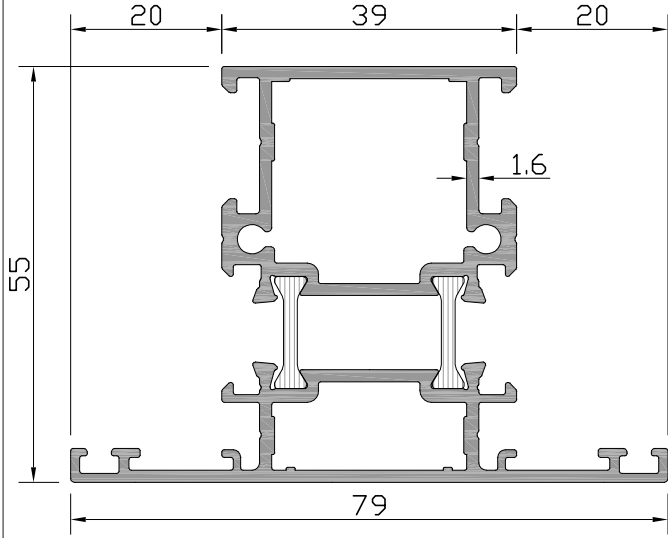
W-606-g  
W-608-g  
W-608\2-g



W-607-g

**S1**  
**S45-T YALITIMLI SÜRME SERİ**  
S45 -T INSULATED SLIDING SERIES

ÜRÜN TEKNİK ÖZELLİKLERİ  
PRODUCT'S TECHNICAL FEATURES



Profil No: W1-302

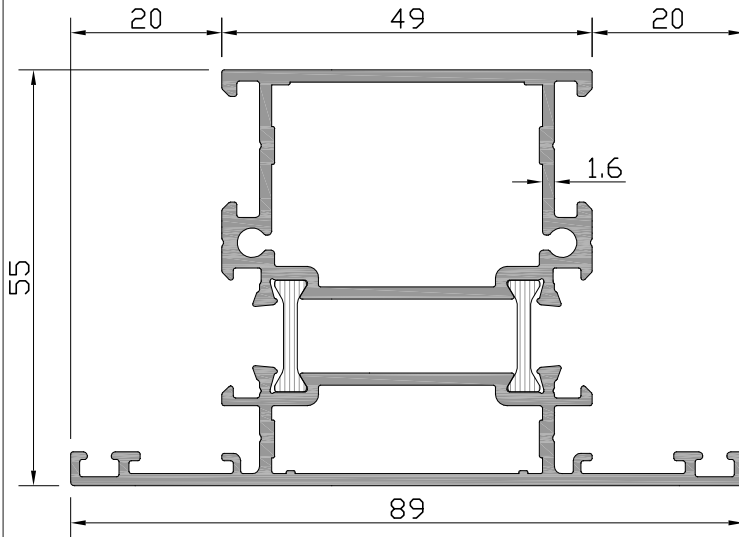
Ağırlık PVC :	1588 gr/m
Ağırlık POLY:	1580 gr/m
lx :	15,00 cm <sup>4</sup>
ly :	15,60 cm <sup>4</sup>



W-606-b  
W-608-b  
W-608\2-b



W-607-b



Profil No: W1-303

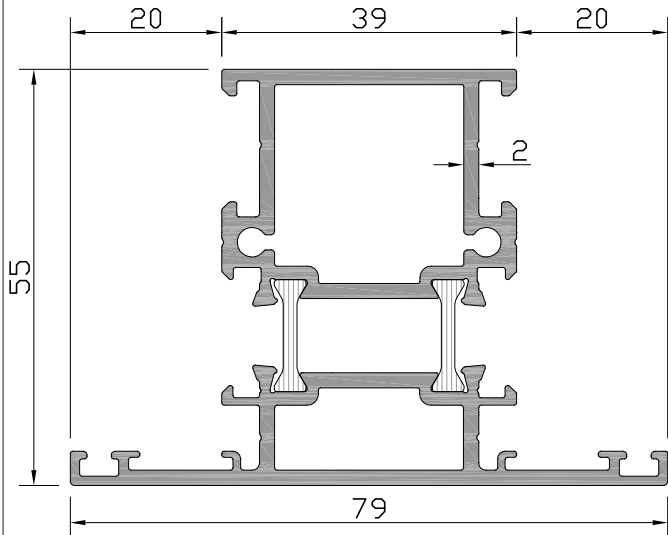
Ağırlık PVC :	1761 gr/m
Ağırlık POLY:	1753 gr/m
lx :	16,99 cm <sup>4</sup>
ly :	25,06 cm <sup>4</sup>



W-606-c  
W-608-c  
W-608\2-c



W-607-c



Profil No: W3-302

Ağırlık PVC :	1737 gr/m
Ağırlık POLY:	1729 gr/m
lx :	16,77 cm <sup>4</sup>
ly :	16,59 cm <sup>4</sup>



W-606-b  
W-608-b  
W-608\2-b



W-607-b

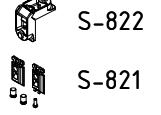


**S1**  
**S45-T YALITIMLI SÜRME SERİ**  
S45 -T INSULATED SLIDING SERIES

ÜRÜN TEKNİK ÖZELLİKLERİ  
PRODUCT'S TECHNICAL FEATURES

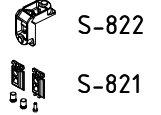
Profil No: S1-201

Ağırlık PVC	: 1687	gr/m
Ağırlık POLY	: 1665	gr/m
lx	: 13,98	cm <sup>4</sup>
ly	: 24,34	cm <sup>4</sup>



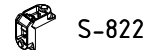
Profil No: S1-202

Ağırlık PVC	: 1577	gr/m
Ağırlık POLY	: 1555	gr/m
lx	: 12,68	cm <sup>4</sup>
ly	: 18,95	cm <sup>4</sup>



Profil No: S1-205

Ağırlık	: 1116	gr/m
lx	: 5,54	cm <sup>4</sup>
ly	: 22,94	cm <sup>4</sup>

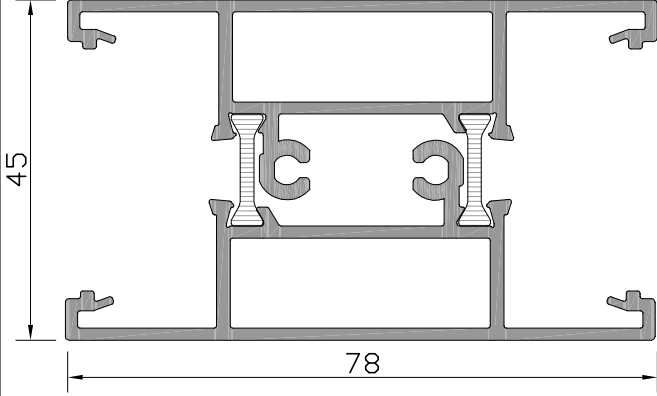


**S1**  
**S45-T YALITIMLI SÜRME SERİ**  
S45 -T INSULATED SLIDING SERIES

ÜRÜN TEKNİK ÖZELLİKLERİ  
PRODUCT'S TECHNICAL FEATURES

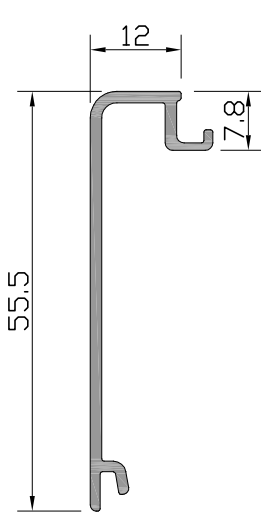
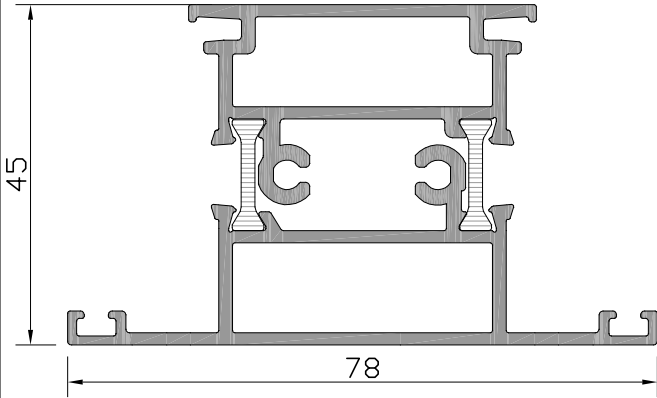
Profil No: S1-203

Ağırlık PVC	: 1813	gr/m
Ağırlık POLY	: 1804	gr/m
Ix	: 12,80	cm <sup>4</sup>
Iy	: 26,58	cm <sup>4</sup>

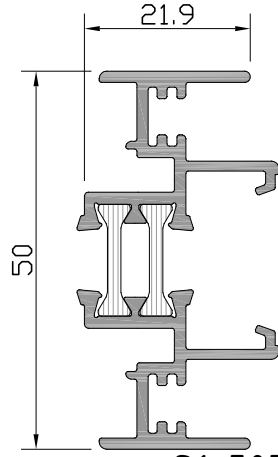


Profil No: S1-204

Ağırlık PVC	: 1618	gr/m
Ağırlık POLY	: 1610	gr/m
Ix	: 10,35	cm <sup>4</sup>
Iy	: 16,25	cm <sup>4</sup>

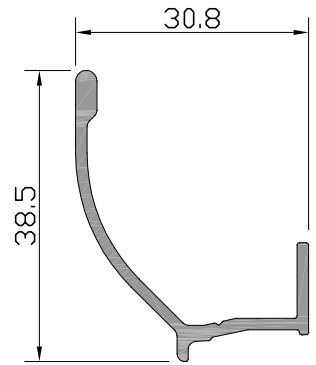


Profil No: S1-502  
Ağırlık : 325 gr/m



Profil No: S1-503

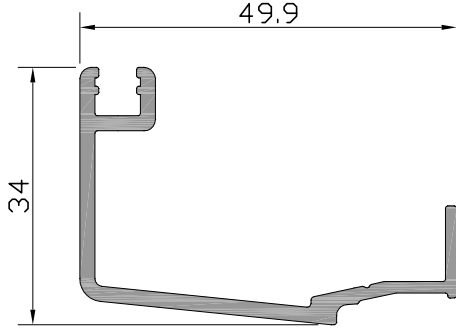
Ağırlık PVC	: 817	gr/m
Ağırlık POLY	: 809	gr/m



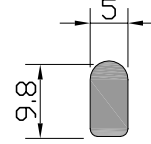
Profil No: S1-504  
Ağırlık : 311 gr/m

**S1**  
**S45-T YALITIMLI SÜRME SERİ**  
S45 -T INSULATED SLIDING SERIES

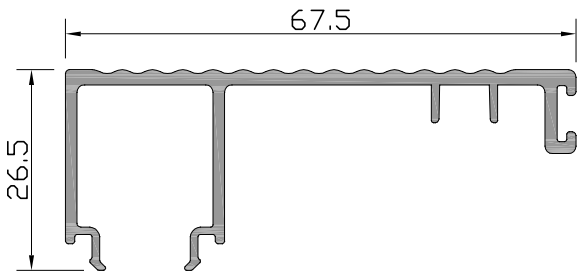
ÜRÜN TEKNİK ÖZELLİKLERİ  
PRODUCT'S TECHNICAL FEATURES



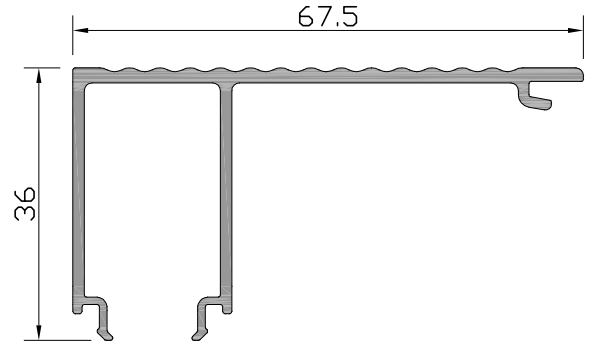
Profil No: S1-505  
Ağırlık : 550 gr/m



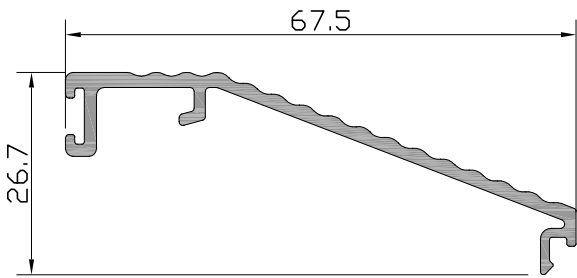
Profil No: S1-508  
Ağırlık : 127 gr/m



Profil No: S1-513  
Ağırlık : 628 gr/m



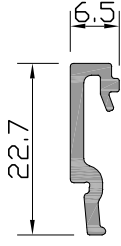
Profil No: S1-514  
Ağırlık : 637 gr/m



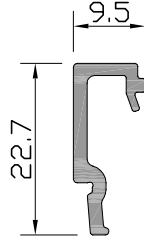
Profil No: S1-515  
Ağırlık : 465 gr/m

**S1**  
**S45-T YALITIMLI SÜRME SERİ**  
S45 -T INSULATED SLIDING SERIES

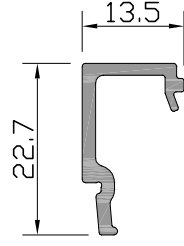
**ÜRÜN TEKNİK ÖZELLİKLERİ**  
PRODUCT'S TECHNICAL FEATURES



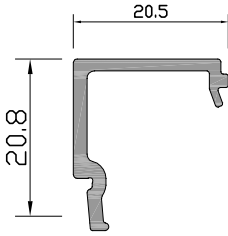
Profil No: **S1-501**  
Ağırlık : 163 gr/m



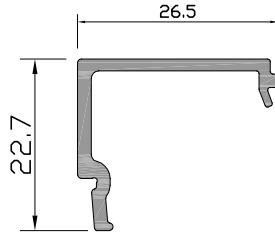
Profil No: **S1-506**  
Ağırlık : 176 gr/m



Profil No: **S1-507**  
Ağırlık : 194 gr/m



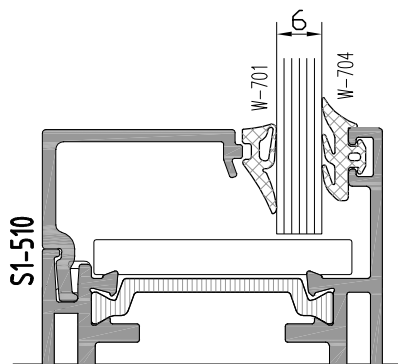
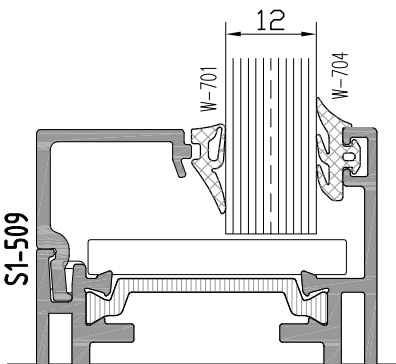
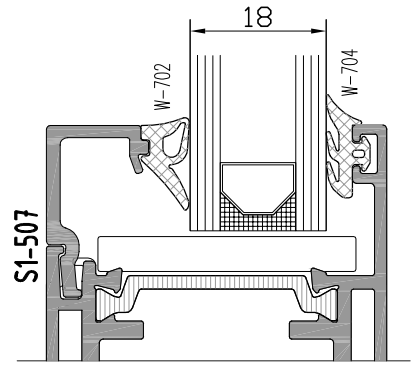
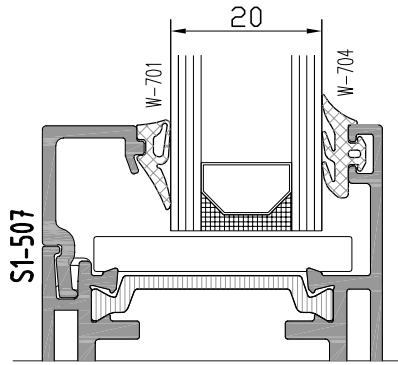
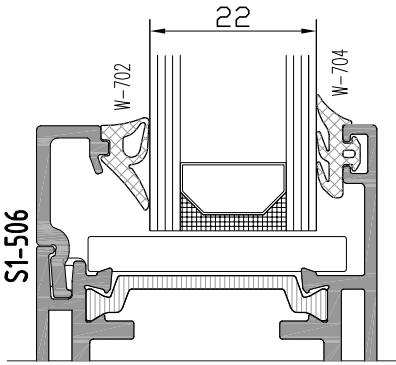
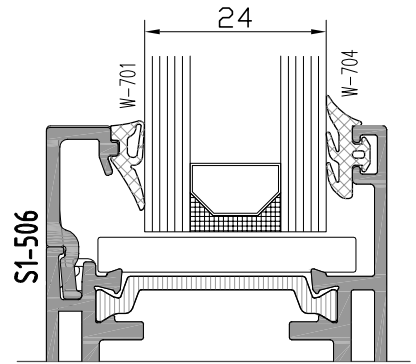
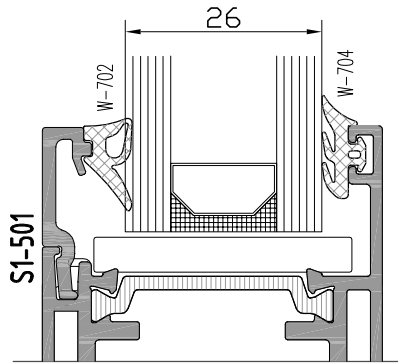
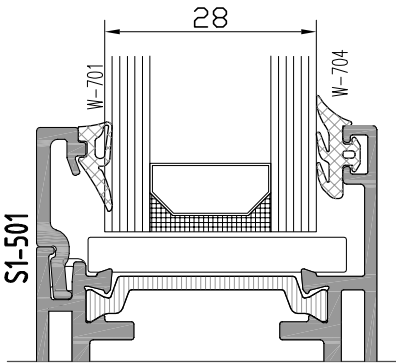
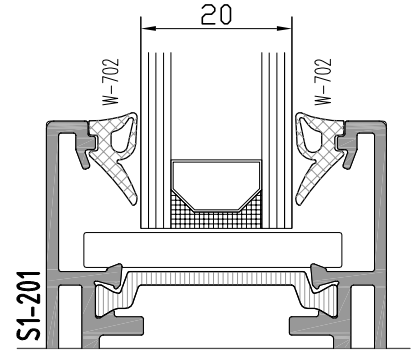
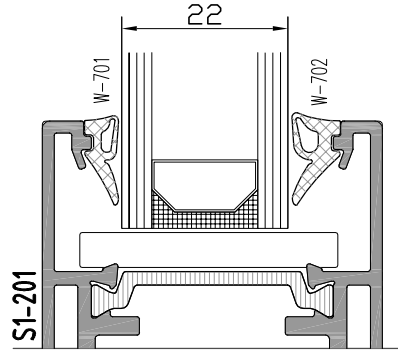
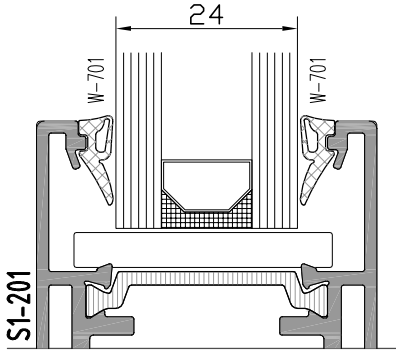
Profil No: **S1-509**  
Ağırlık : 224 gr/m



Profil No: **S1-510**  
Ağırlık : 250 gr/m

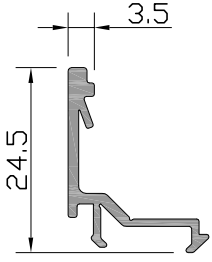
**S1**  
**S45-T YALITIMLI SÜRME SERİ**  
S45 -T INSULATED SLIDING SERIES

**CAM - FİTİL - CAM ÇİTASI**  
GLAZING-GASKET-GLAZING BELT

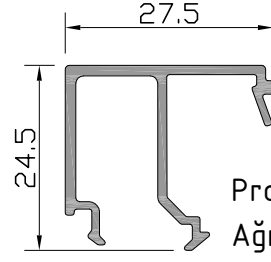


**S1**  
**S45-T YALITIMLI SÜRME SERİ**  
S45 -T INSULATED SLIDING SERIES

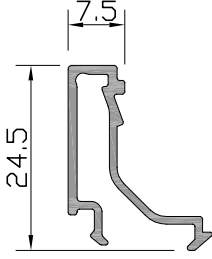
ÜRÜN TEKNİK ÖZELLİKLERİ  
PRODUCT'S TECHNICAL FEATURES



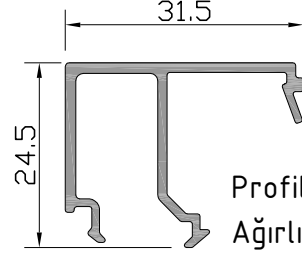
Profil No: W-511  
Ağırlık : 187 gr/m



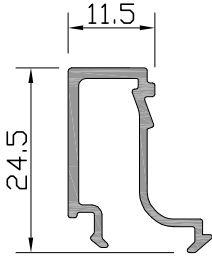
Profil No: W-517  
Ağırlık : 299 gr/m



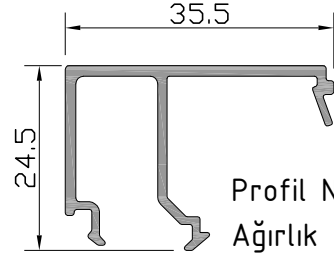
Profil No: W-512  
Ağırlık : 206 gr/m



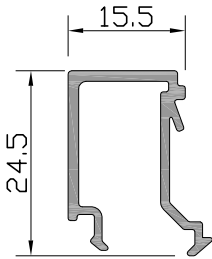
Profil No: W-518  
Ağırlık : 316 gr/m



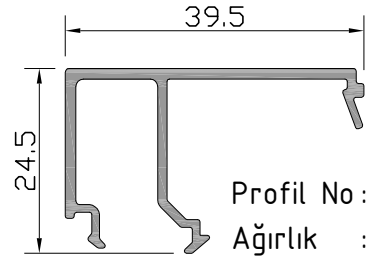
Profil No: W-513  
Ağırlık : 227 gr/m



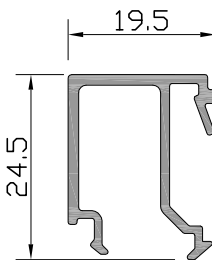
Profil No: W-519  
Ağırlık : 336 gr/m



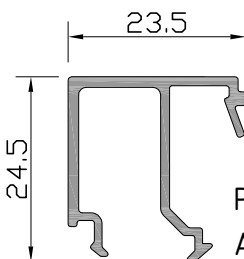
Profil No: W-514  
Ağırlık : 252 gr/m



Profil No: W-520  
Ağırlık : 351 gr/m



Profil No: W-515  
Ağırlık : 273 gr/m



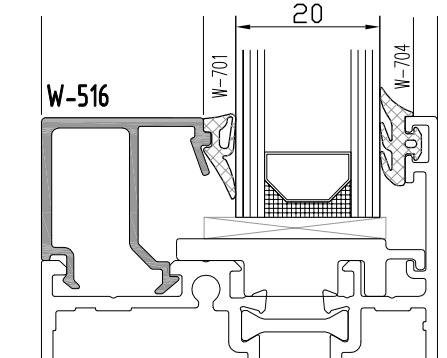
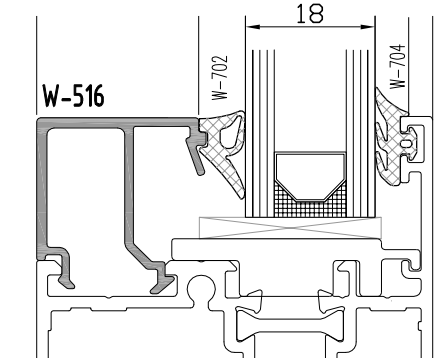
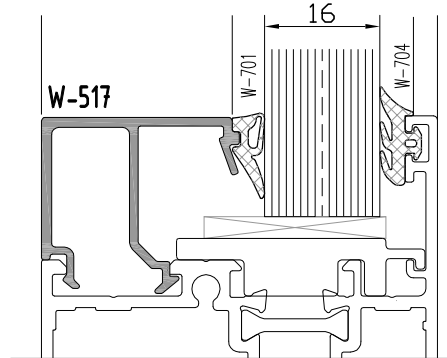
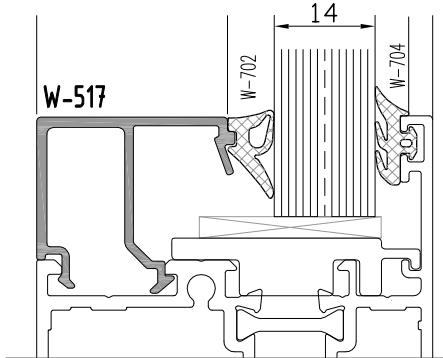
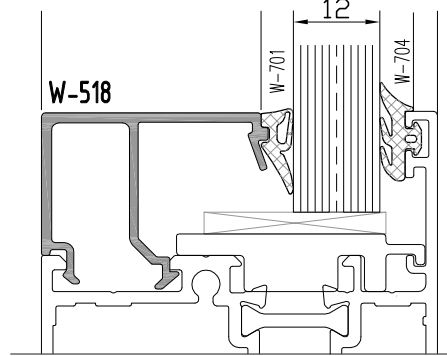
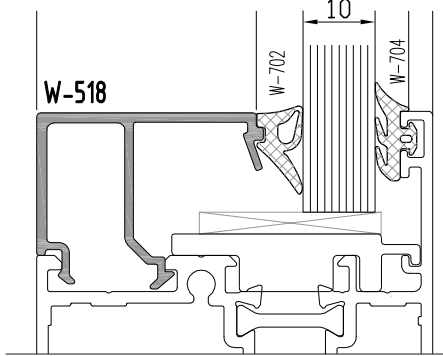
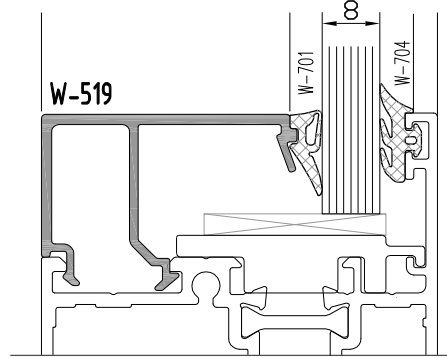
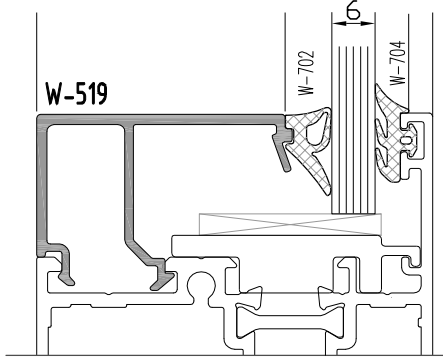
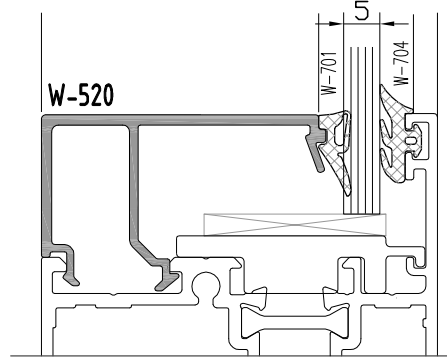
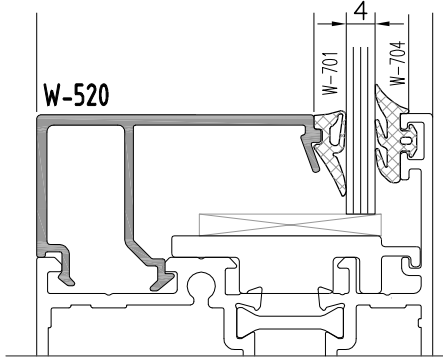
Profil No: W-516  
Ağırlık : 286 gr/m

# S1

## S45-T YALITIMLI SÜRME SERİ

S45 - T INSULATED SLIDING SERIES

CAM - FİTİL - CAM ÇİTASI  
GLAZING - GASKET - GLAZING BELT

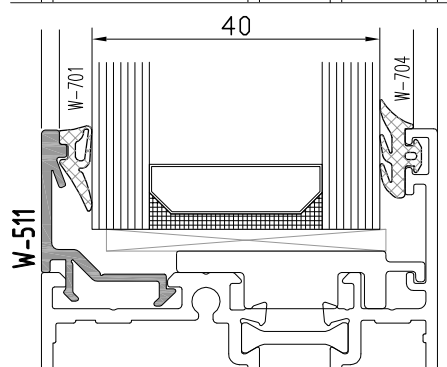
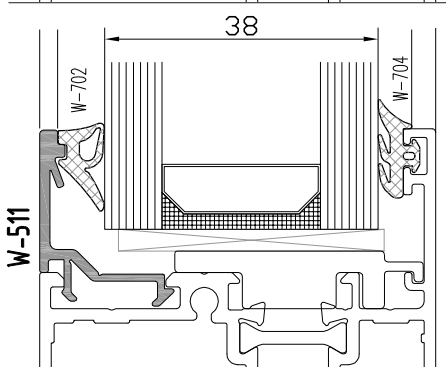
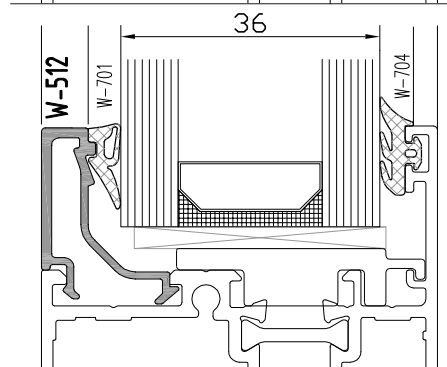
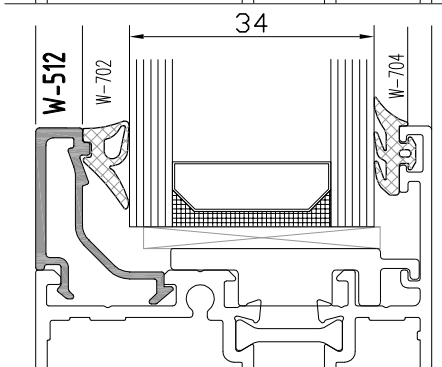
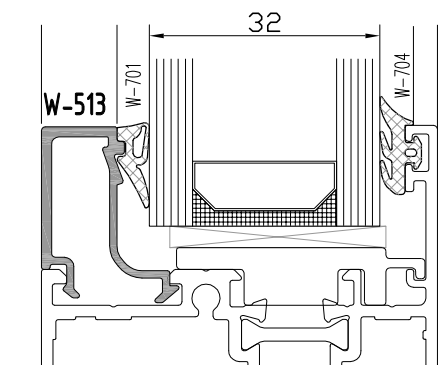
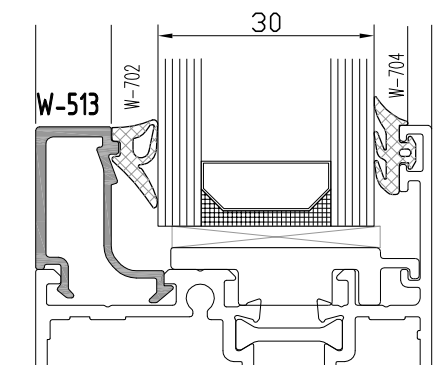
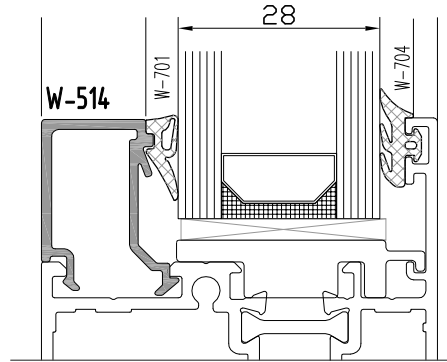
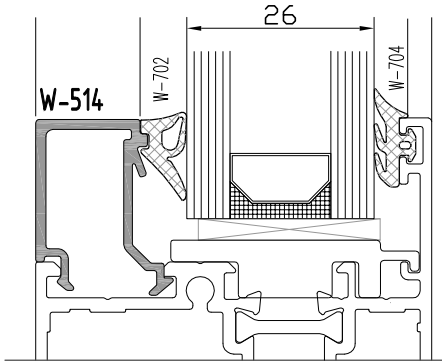
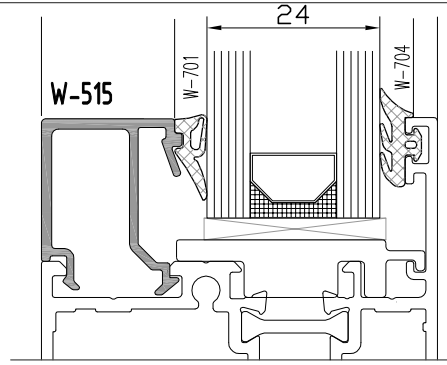
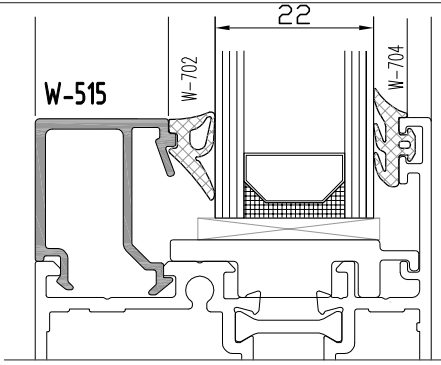


Profil değerleri teoriktir. Ağırlık olarak testimde yapılan tartım geçerlidir.  
Profil imalatları TS EN 12020-2 ve TS EN 755-9 tüleransı,  
Moment değerleri EN 14024'e göre hesaplanmıştır.

Profile values are theoretical pre-shipment weight will be valid.  
The tolerances of Profile manufacturing are calculated according to EN 12020-2  
and TS EN 755-9; moment values are calculated according to EN 14024.

**S1**  
**S45-T YALITIMLI SÜRME SERİ**  
S45 -T INSULATED SLIDING SERIES

**CAM - FİTİL - CAM ÇİTASI**  
GLAZING-GASKET-GLAZING BELT



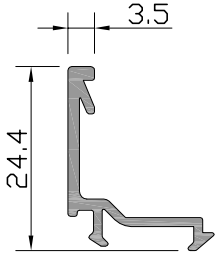
Profil değerleri teoriktir. Ağırlık olarak testimde yapılan tartım geçerlidir.  
Profil imalatları TS EN 12020-2 ve TS EN 755-9 toleransı,  
Moment değerleri EN 14024'e göre hesaplanmıştır.

Profile values are theoretical pre-shipment weight will be valid.  
The tolerances of Profile manufacturing are calculated according to EN 12020-2  
and TS EN 755-9; moment values are calculated according to EN 14024.



**S1**  
**S45-T YALITIMLI SÜRME SERİ**  
S45 -T INSULATED SLIDING SERIES

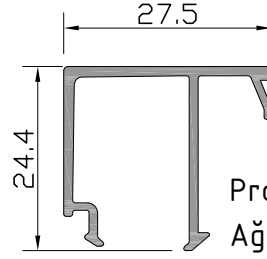
ÜRÜN TEKNİK ÖZELLİKLERİ  
PRODUCT'S TECHNICAL FEATURES



Profil No: W-511-a ⚠

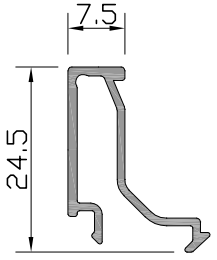
Ağırlık : 193 gr/m

⚠ İşareti profil için satış temsilcinizden bilgi alınız.



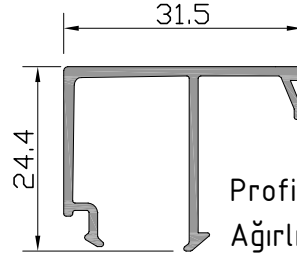
Profil No: W-517-a

Ağırlık : 284 gr/m



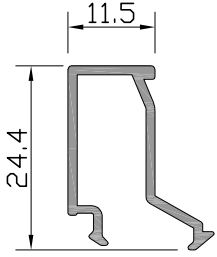
Profil No: W-512-a

Ağırlık : 194 gr/m



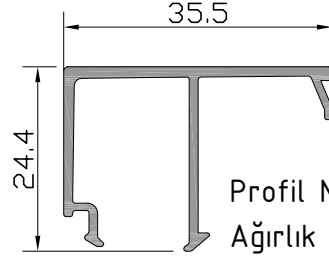
Profil No: W-518-a

Ağırlık : 297 gr/m



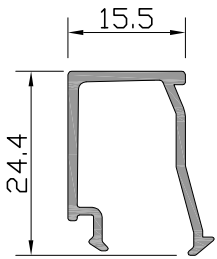
Profil No: W-513-a

Ağırlık : 216 gr/m



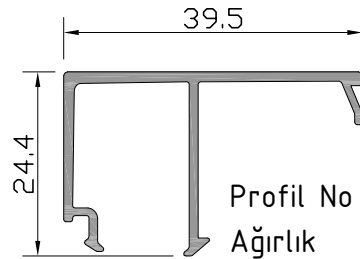
Profil No: W-519-a

Ağırlık : 316 gr/m



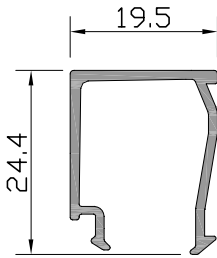
Profil No: W-514-a

Ağırlık : 228 gr/m



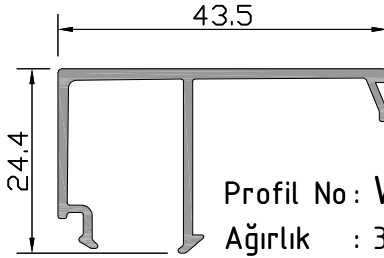
Profil No: W-520-a

Ağırlık : 330 gr/m



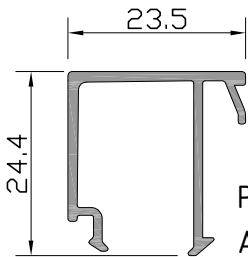
Profil No: W-515-a

Ağırlık : 242 gr/m



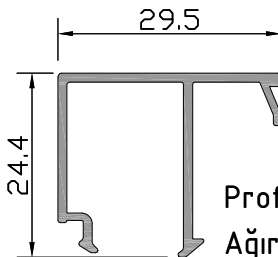
Profil No: W-521-a

Ağırlık : 344 gr/m



Profil No: W-516-a

Ağırlık : 270 gr/m

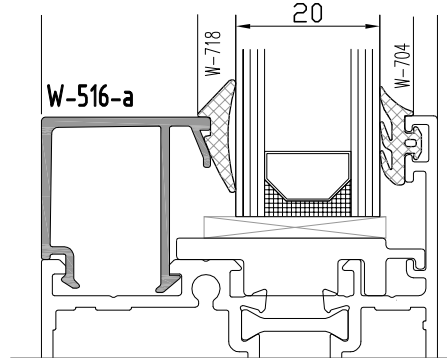
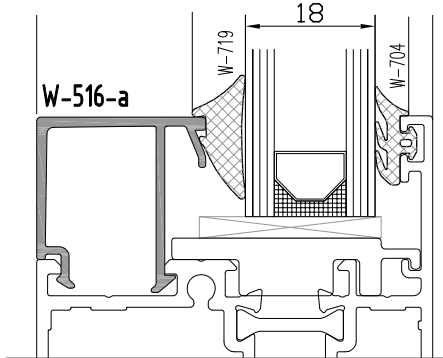
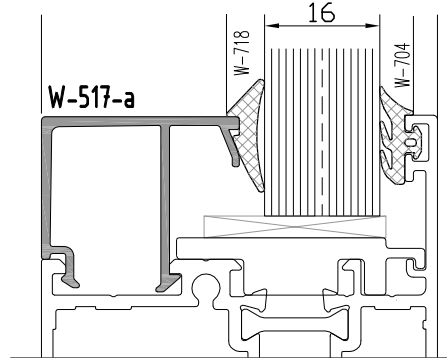
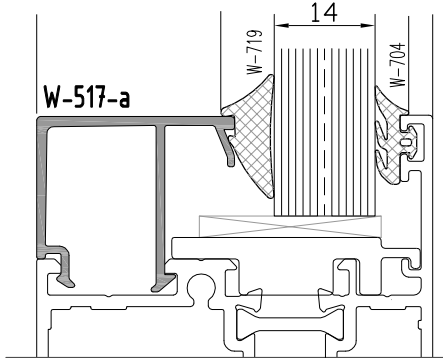
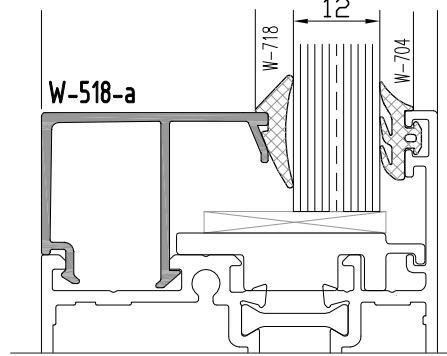
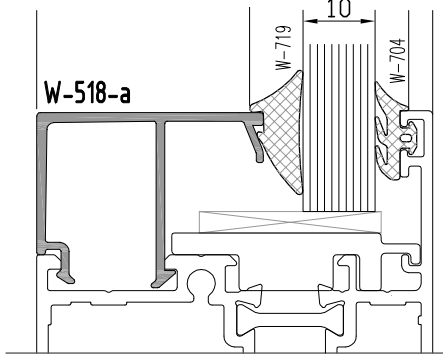
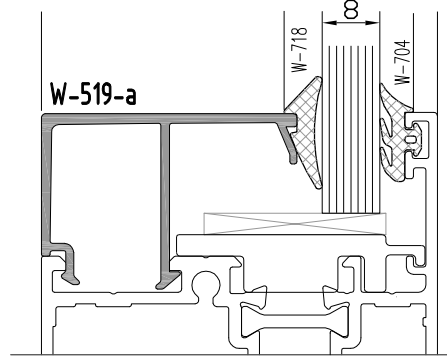
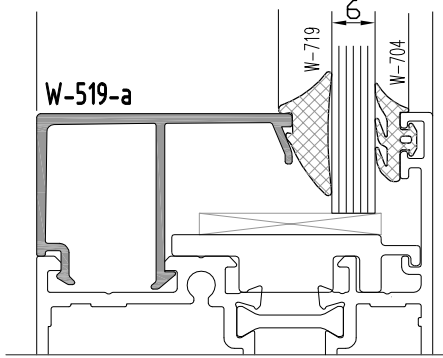
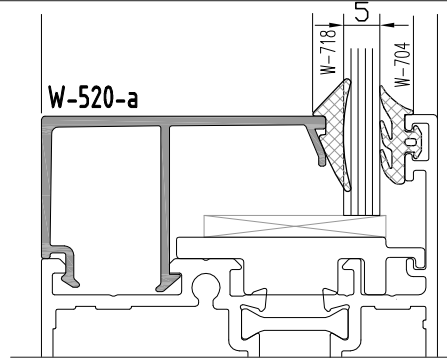
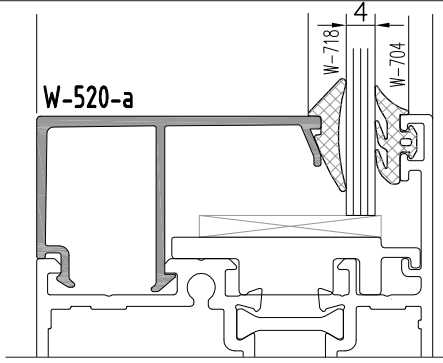


Profil No: W-522-a

Ağırlık : 278 gr/m

**S1**  
**S45-T YALITIMLI SÜRME SERİ**  
S45 -T INSULATED SLIDING SERIES

**CAM - FİTİL - CAM ÇİTASI**  
GLAZING-GASKET-GLAZING BELT

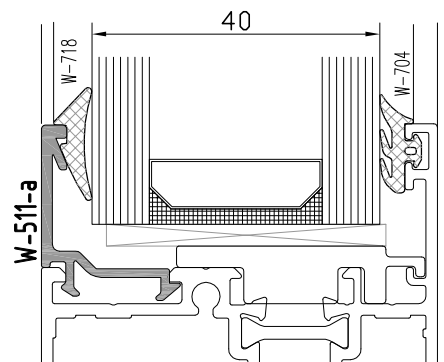
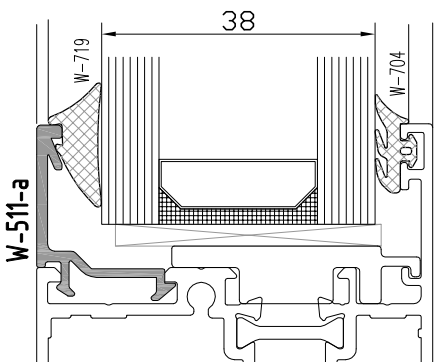
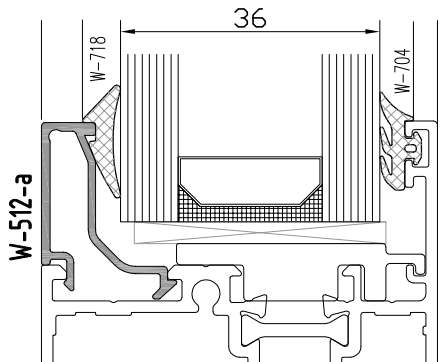
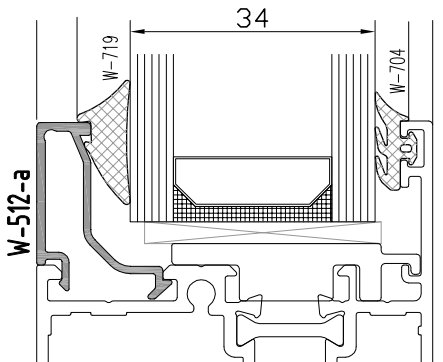
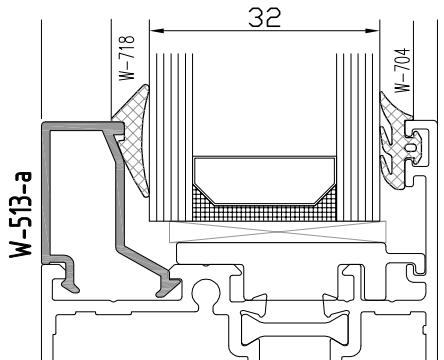
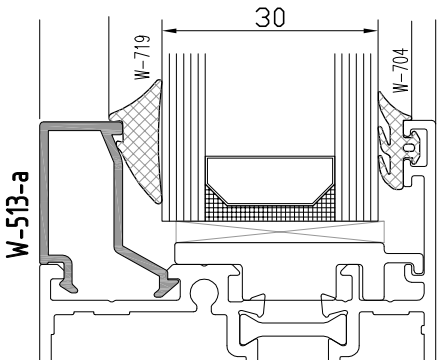
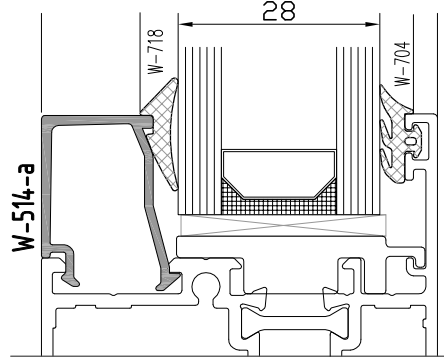
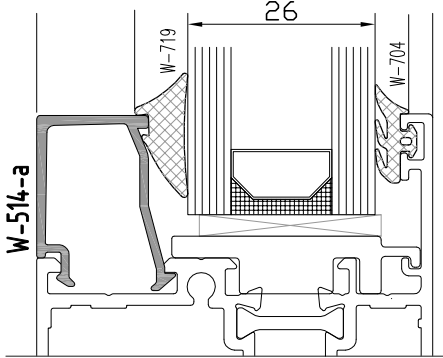
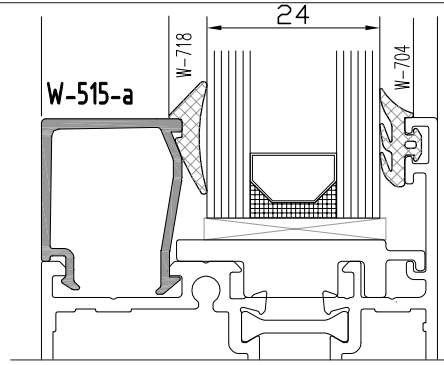
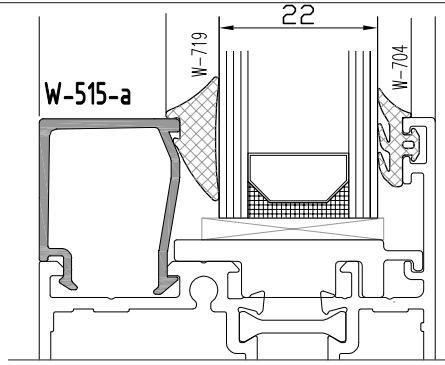


Profil değerleri teoriktir. Ağır olarak testimde yapılan tartım geçerlidir.  
Profil imalatları TS EN 12020-2 ve TS EN 755-9 toleransı,  
Moment değerleri EN 14024'e göre hesaplanmıştır.

Profile values are theoretical pre-shipment weight will be valid.  
The tolerances of Profile manufacturing are calculated according to EN 12020-2  
and TS EN 755-9; moment values are calculated according to EN 14024.

S1  
S45-T YALITIMLI SÜRME SERİ  
S45 - T INSULATED SLIDING SERIES

CAM - FİTİL - CAM ÇİTASI  
GLAZING-GASKET-GLAZING BELT

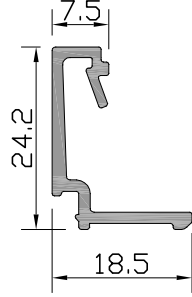


Profil değerleri teoriktir. Ağırlık olarak testimde yapılan tartım geçerlidir.  
Profil imatları TS EN 12020-2 ve TS EN 755-9 toleransı,  
Moment değerleri EN 14024'e göre hesaplanmıştır.

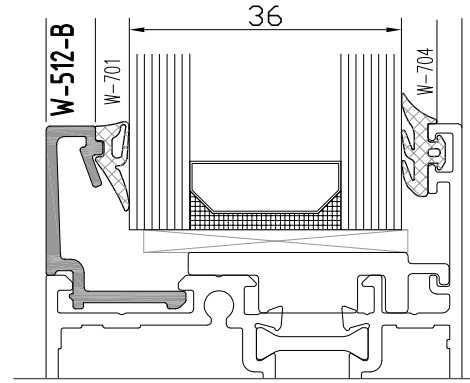
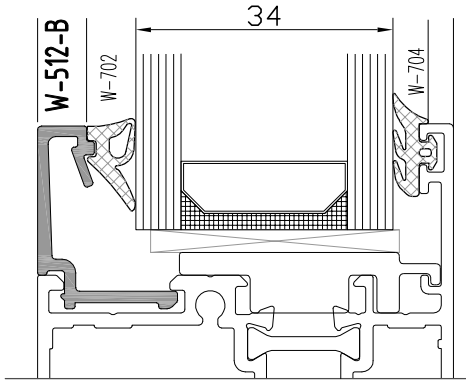
Profile values are theoretical pre-shipment weight will be valid.  
The tolerances of Profile manufacturing are calculated according to EN 12020-2  
and TS EN 755-9; moment values are calculated according to EN 14024.

**S1**  
**S45-T YALITIMLI SÜRME SERİ**  
S45 -T INSULATED SLIDING SERIES

**ÜRÜN TEKNİK ÖZELLİKLERİ**  
PRODUCT'S TECHNICAL FEATURES

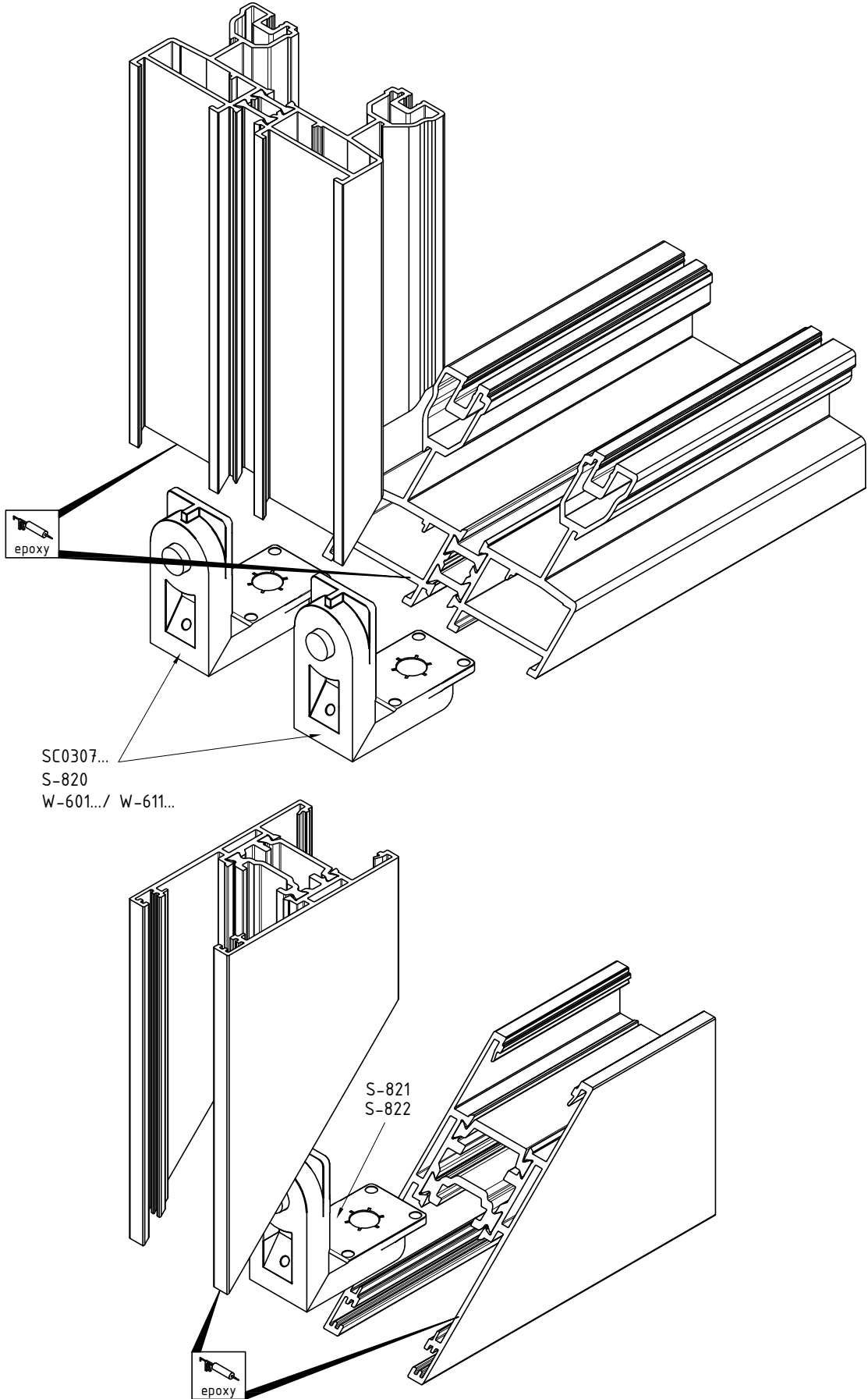


Profil No : W-512-B  
Ağırlık : 227 gr/m



S1  
S45-T YALITIMLI SÜRME SERİ  
S45 -T INSULATED SLIDING SERIES

ÜRÜN TEKNİK ÖZELLİKLERİ  
PRODUCT'S TECHNICAL FEATURES



Profil değerleri teoriktir. Ağırlık olarak testimde yapılan tartım geçerlidir.  
Profil imalatları TS EN 12020-2 ve TS EN 755-9 toleransı,  
Moment değerleri EN 14024'e göre hesaplanmıştır.

Profile values are theoretical pre-shipment weight will be valid.  
The tolerances of Profile manufacturing are calculated according to EN 12020-2  
and TS EN 755-9; moment values are calculated according to EN 14024.

# S1

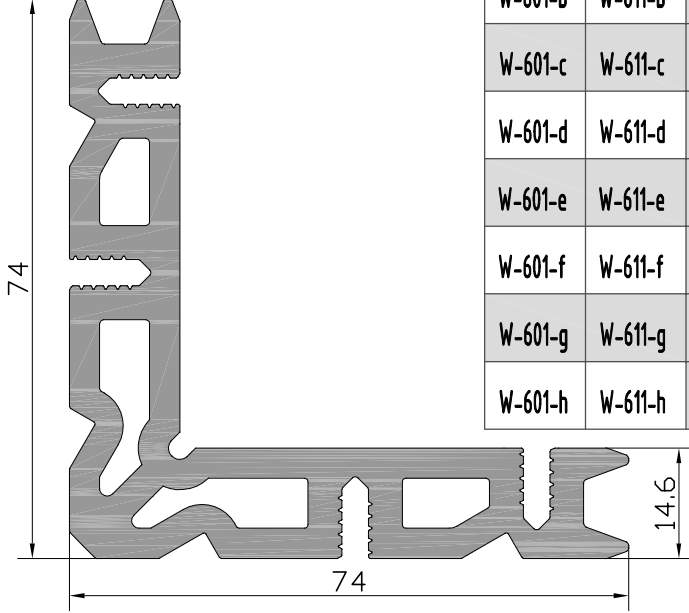
## S45-T YALITIMLI SÜRME SERİ

### S45 -T INSULATED SLIDING SERIES

ÜRÜN TEKNİK ÖZELLİKLERİ  
PRODUCT'S TECHNICAL FEATURES

Profil No : W-601

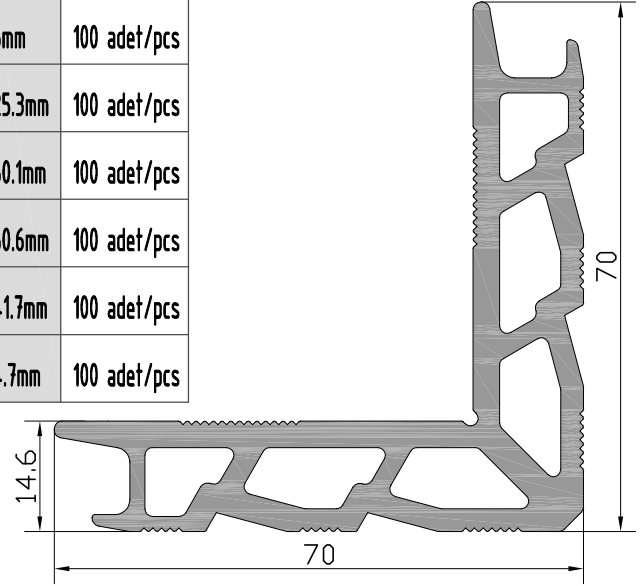
Ağırlık : 3428 gr/m



W-601-a	W-611-a	8.2mm	100 adet/pcs
W-601-b	W-611-b	23.6mm	100 adet/pcs
W-601-c	W-611-c	6mm	100 adet/pcs
W-601-d	W-611-d	25.3mm	100 adet/pcs
W-601-e	W-611-e	50.1mm	100 adet/pcs
W-601-f	W-611-f	50.6mm	100 adet/pcs
W-601-g	W-611-g	41.7mm	100 adet/pcs
W-601-h	W-611-h	4.7mm	100 adet/pcs

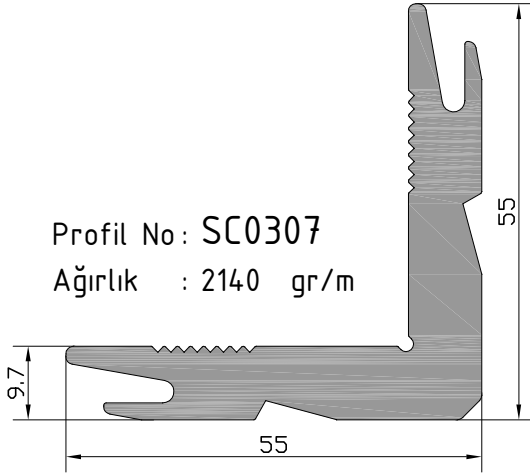
Profil No : W-611

Ağırlık : 2520 gr/m

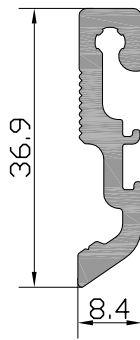
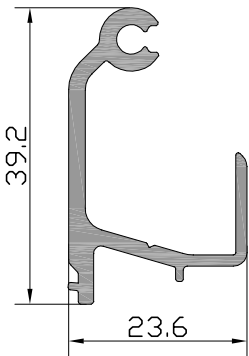


Profil No : SC0307

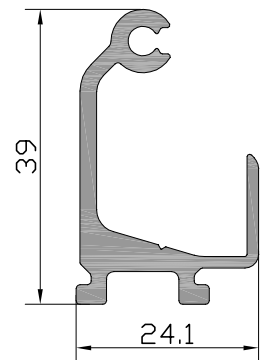
Ağırlık : 2140 gr/m



SC0307-a	10.25mm	100 adet/pcs	SC0307-f	25.6mm	100 adet/pcs
SC0307-b	27mm	100 adet/pcs	SC0307-g	6mm	100 adet/pcs
SC0307-c	8.5mm	100 adet/pcs	SC0307-h	4.7mm	100 adet/pcs
SC0307-d	23.9mm	100 adet/pcs	SC0307-i	26.28mm	100 adet/pcs
SC0307-e	6.3mm	100 adet/pcs	SC0307-j	29.5mm	100 adet/pcs



W-606-a	W-607-a	W-608-a	14.6mm	100 adet/pcs
W-606-b	W-607-b	W-608-b	24.6mm	100 adet/pcs
W-606-c	W-607-c	W-608-c	34.6mm	100 adet/pcs
W-606-d	W-607-d	W-608-d	55.6mm	100 adet/pcs
W-606-e	W-607-e	W-608-e	80.3mm	100 adet/pcs
W-606-f	W-607-f	W-608-f	110.6mm	100 adet/pcs
W-606-g	W-607-g	W-608-g	19.6mm	100 adet/pcs



Profil No : W-606

Ağırlık : 482gr/m

Profil No : W-607

Ağırlık : 431 gr/m

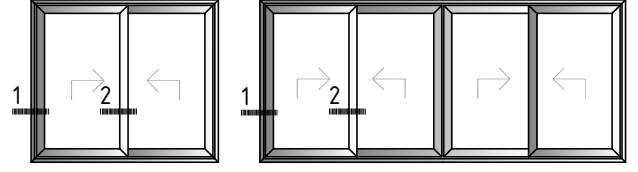
Profil No : W-608

Ağırlık : 583 gr/m

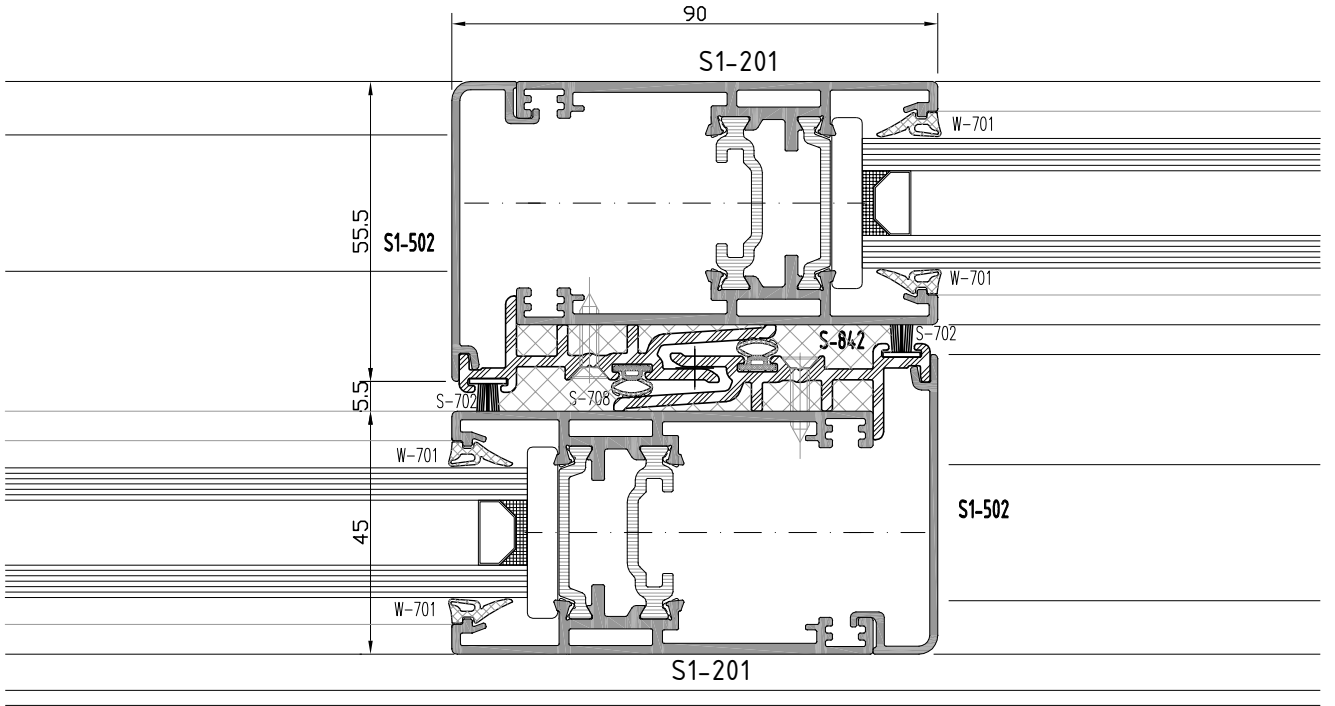
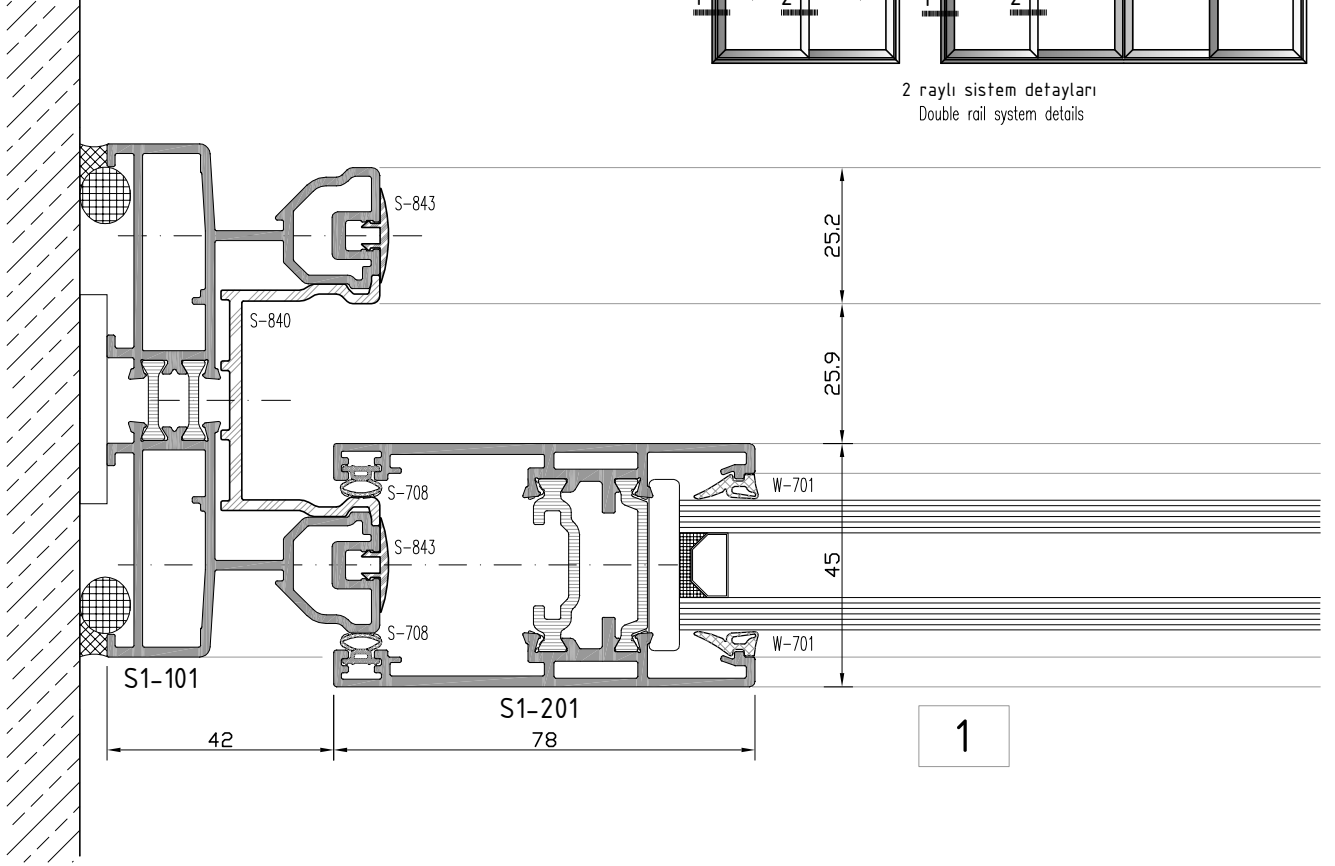


**S1**  
**S45-T YALITIMLI SÜRME SERİ**  
S45 -T INSULATED SLIDING SERIES

**YAN BİTİM - ORTA KAYIT DETAYI**  
WALL CONNECTION - MULLION DETAIL



2 raylı sistem detayları  
Double rail system details



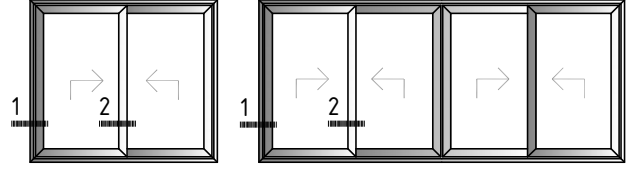
not to scale

2

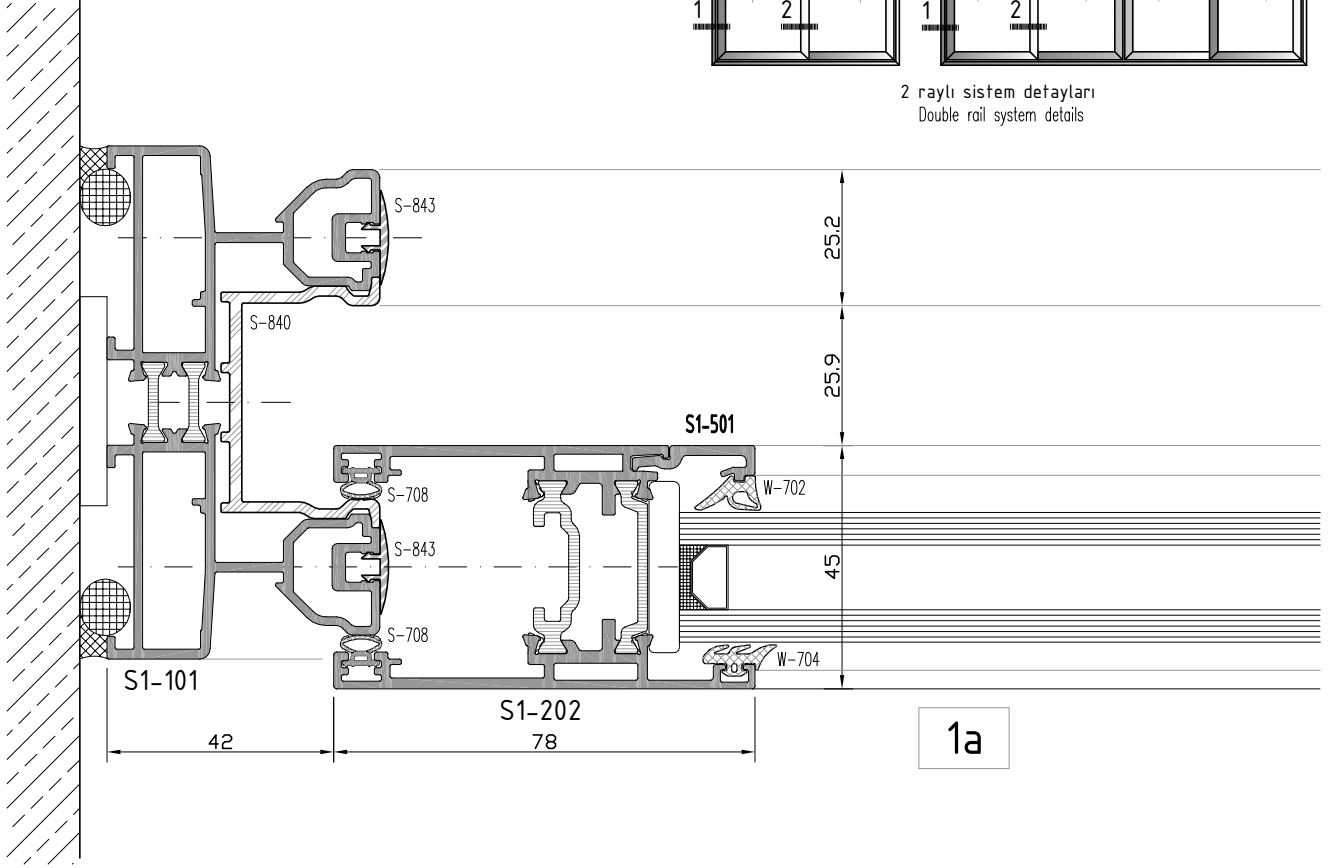


**S1**  
**S45-T YALITIMLI SÜRME SERİ**  
S45 -T INSULATED SLIDING SERIES

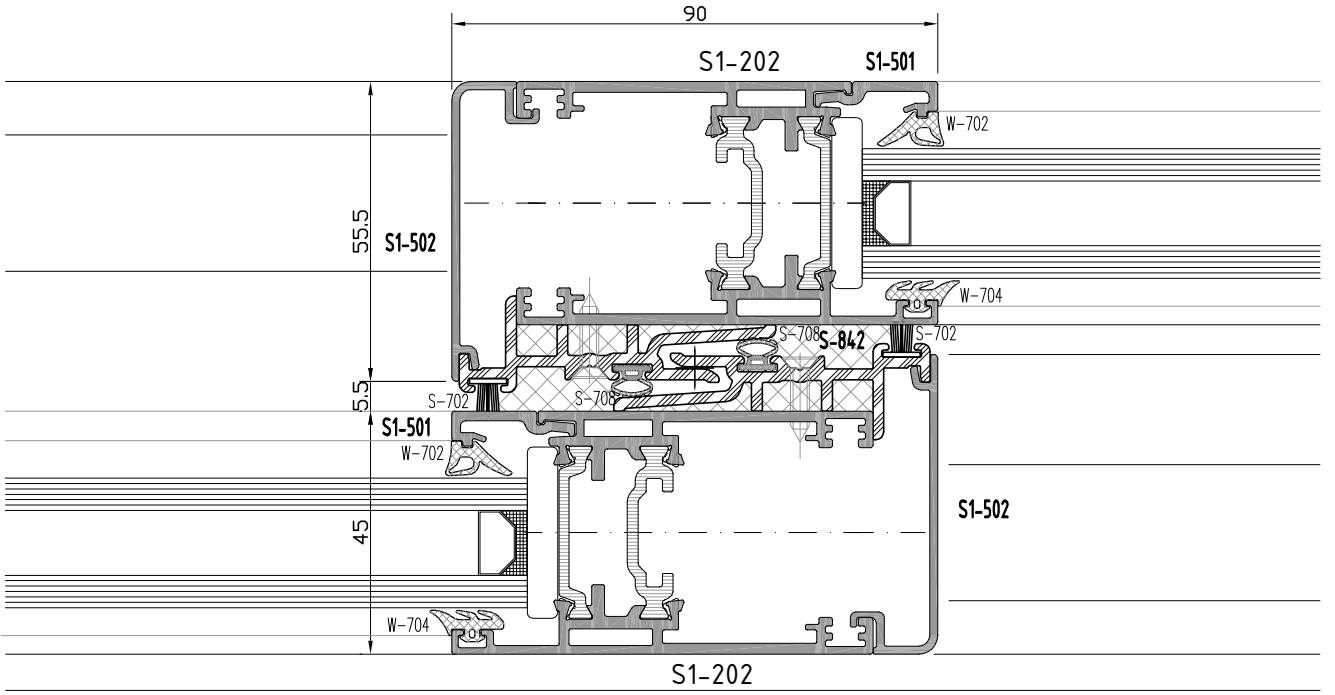
**YAN BİTİM - ORTA KAYIT DETAYI**  
WALL CONNECTION - MULLION DETAIL



2 raylı sistem detayları  
Double rail system details



1a



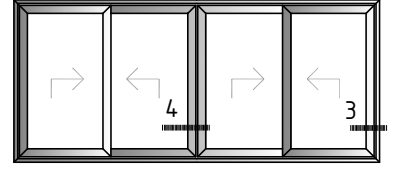
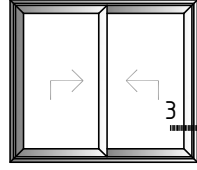
2b

# S1

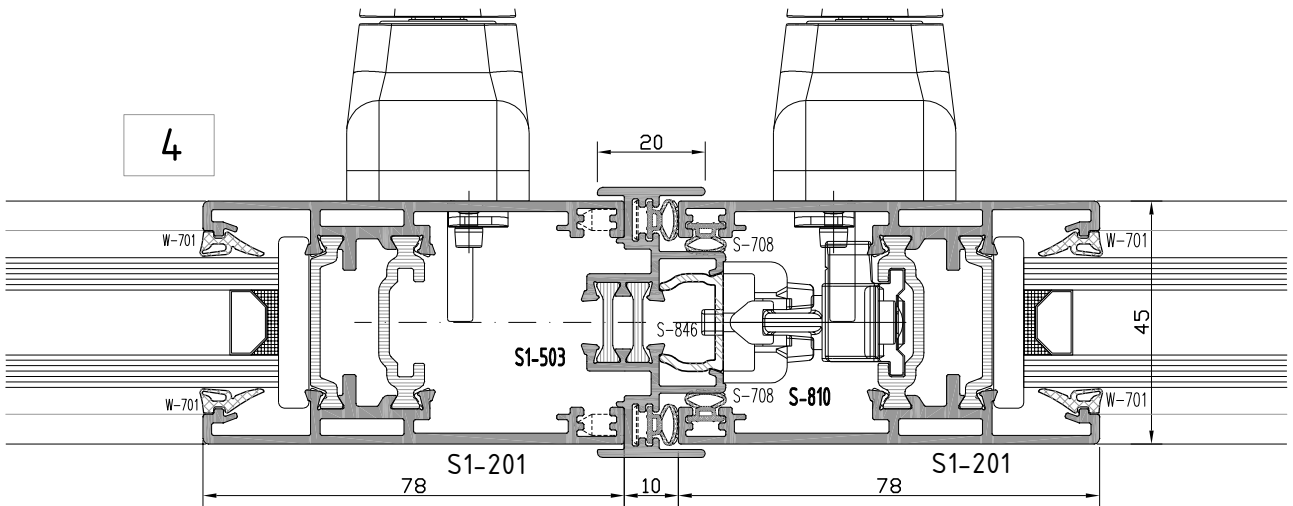
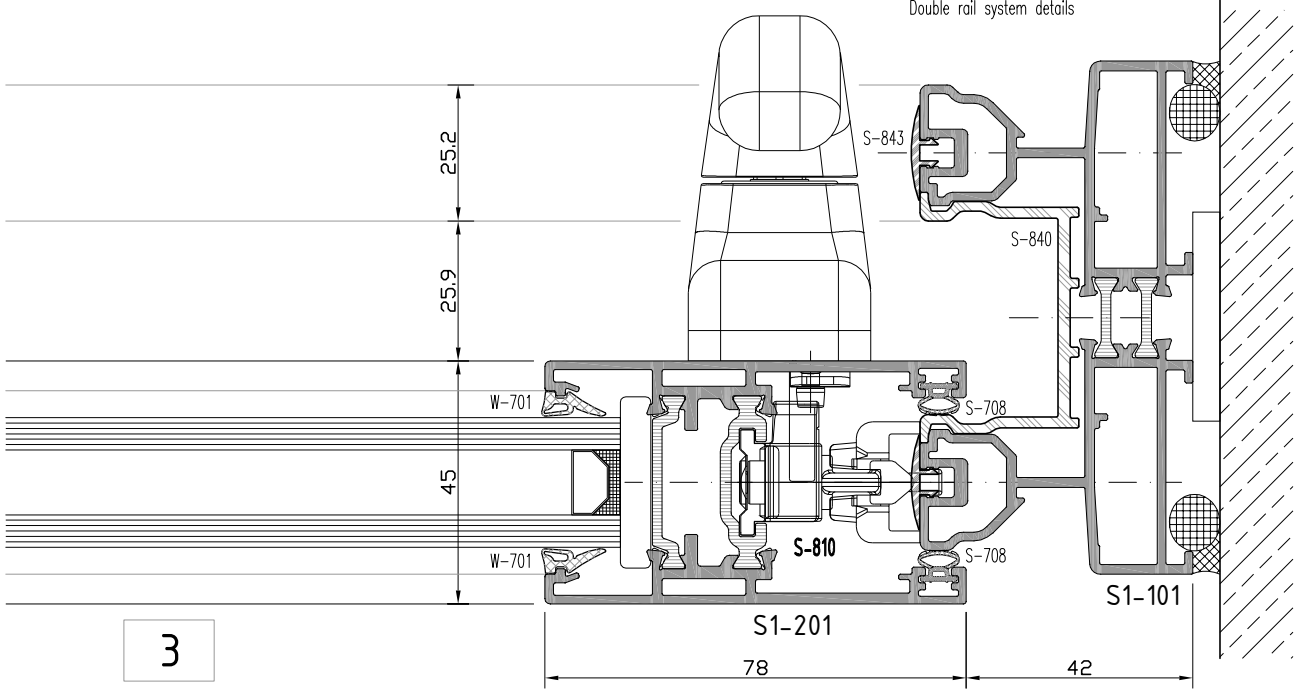
## S45-T YALITIMLI SÜRME SERİ

S45 -T INSULATED SLIDING SERIES

YAN BİTİM - KANAT BİRLEŞİM DETAYI  
WALL CONNECTION - CASMENT JOINING DETAIL



2 raylı sistem detayları  
Double rail system details

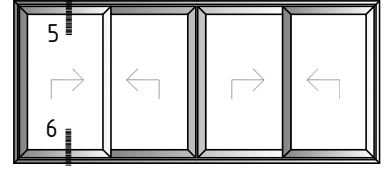
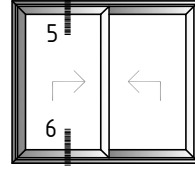


# S1

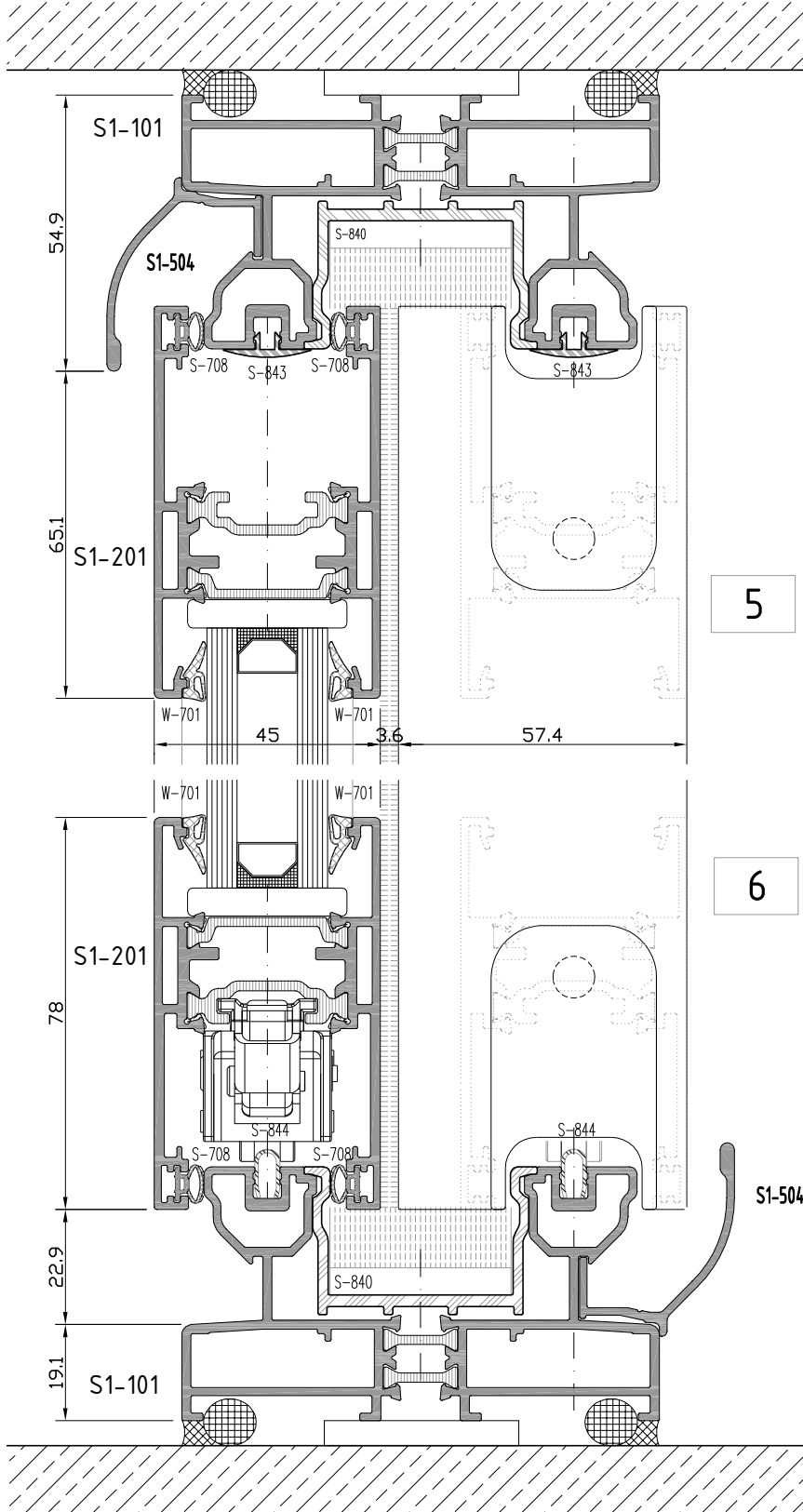
## S45-T YALITIMLI SÜRME SERİ

S45 -T INSULATED SLIDING SERIES

ÜST BİTİM - ALT BİTİM DETAYI  
TOP EDGE - BOTTOM EDGE DETAIL



2 raylı sistem detayları  
Double rail system details



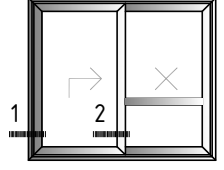
not to scale

# S1

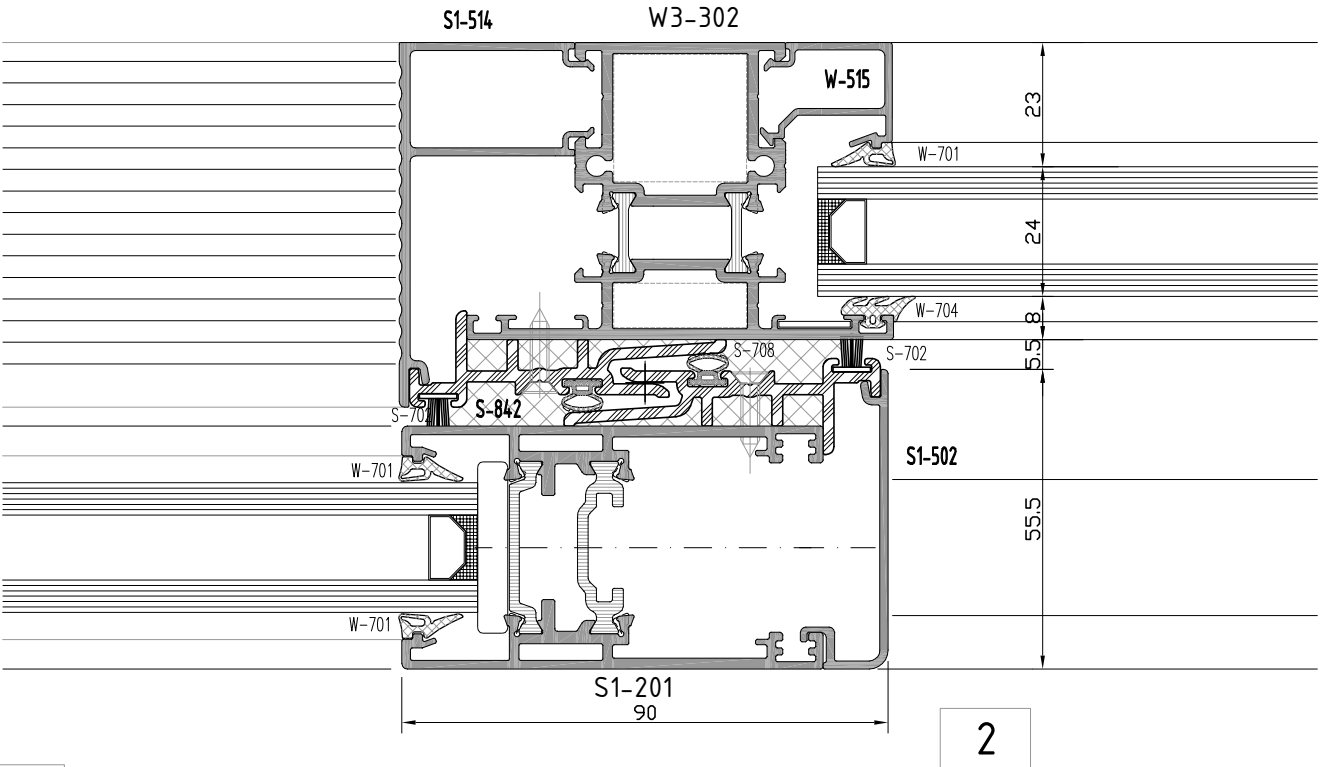
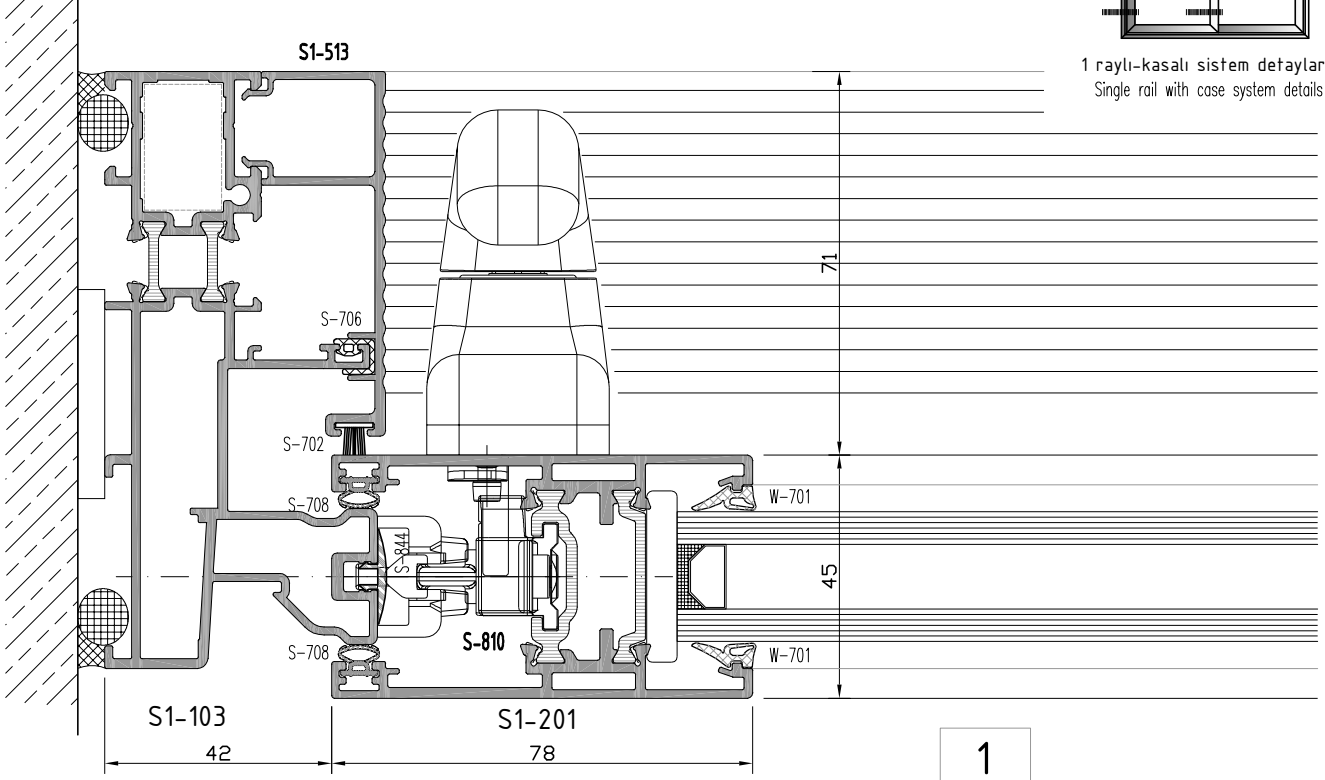
## S45-T YALITIMLI SÜRME SERİ

S45 -T INSULATED SLIDING SERIES

YAN BİTİM - ORTA KAYIT DETAYI  
WALL CONNECTION - MULLION DETAIL



1 raylı-kasalı sistem detayları  
Single rail with case system details



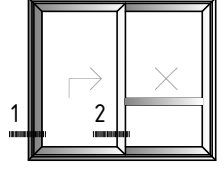
not to scale

# S1

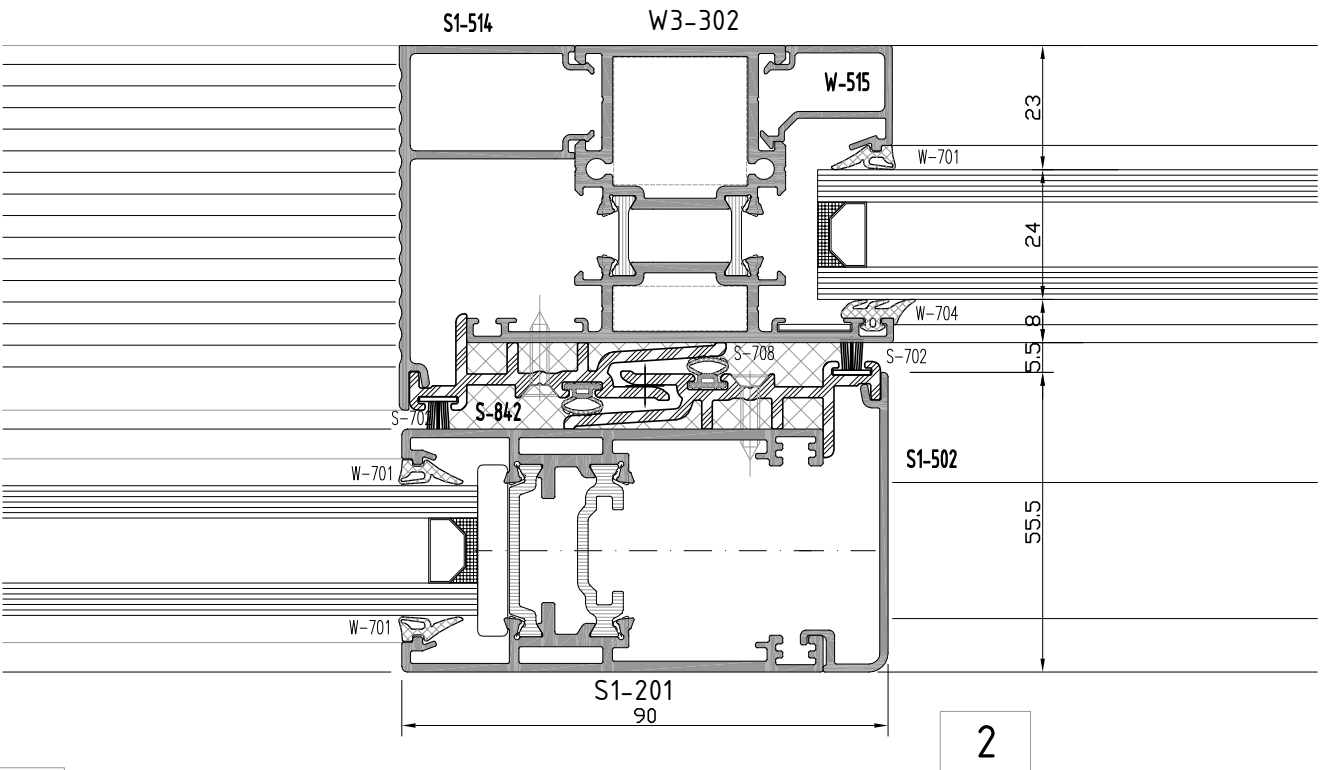
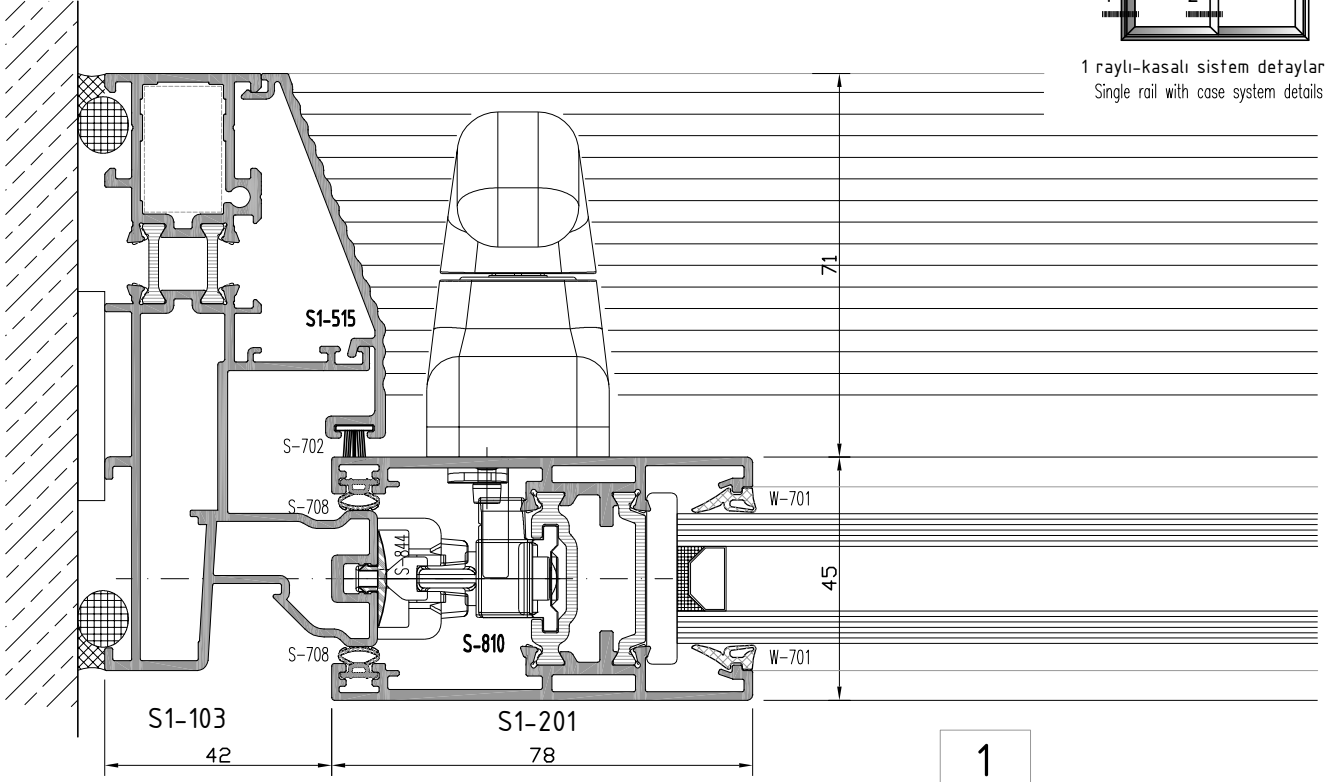
## S45-T YALITIMLI SÜRME SERİ

S45 -T INSULATED SLIDING SERIES

YAN BİTİM - ORTA KAYIT DETAYI  
WALL CONNECTION - MULLION DETAIL



1 raylı-kasalı sistem detayları  
Single rail with case system details



not to scale

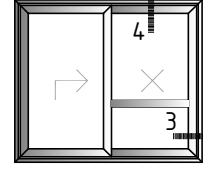
# S1

## S45-T YALITIMLI SÜRME SERİ

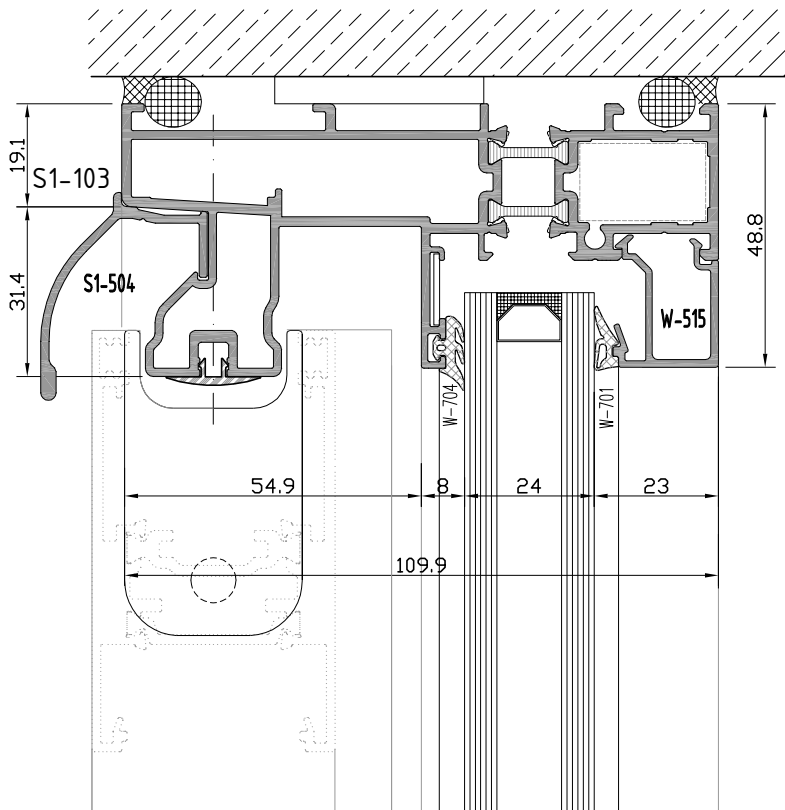
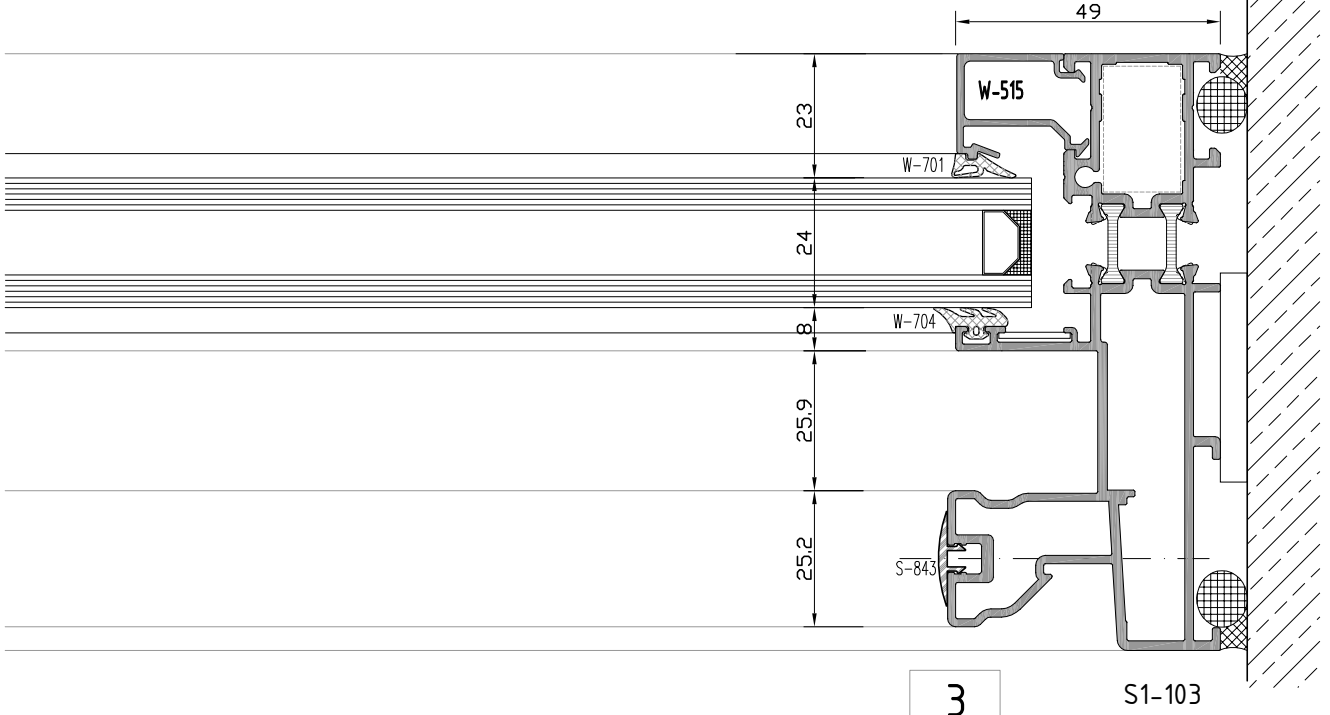
S45 -T INSULATED SLIDING SERIES

### YAN BİTİM - ÜST BİTİM DETAYI

WALL CONNECTION - TOP EDGE DETAIL



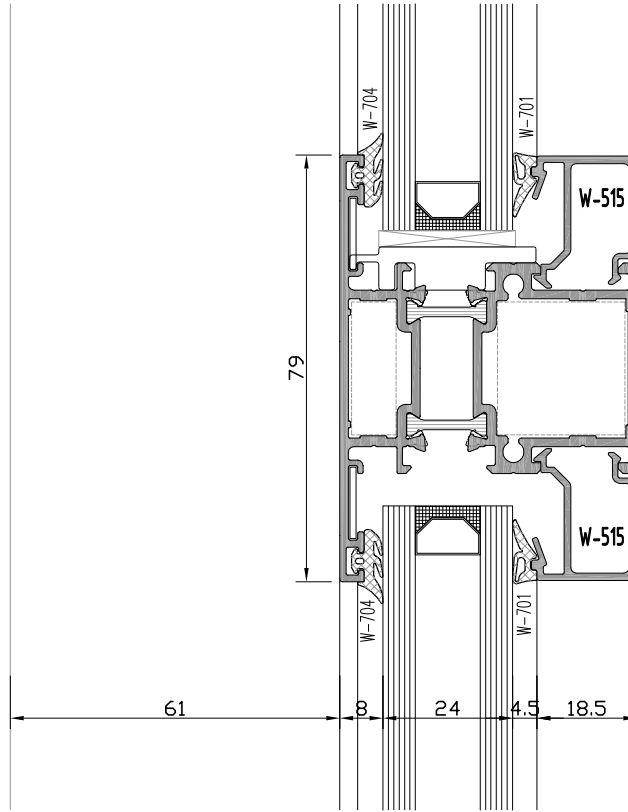
1 raylı-kasalı sistem detayları  
Single rail with case system details



not to scale

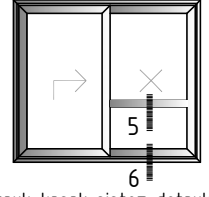
**S1**  
**S45-T YALITIMLI SÜRME SERİ**  
S45 -T INSULATED SLIDING SERIES

**ORTA KAYIT - ALT BİTİM DETAYI**  
MULLION - BOTTOM EDGE DETAIL

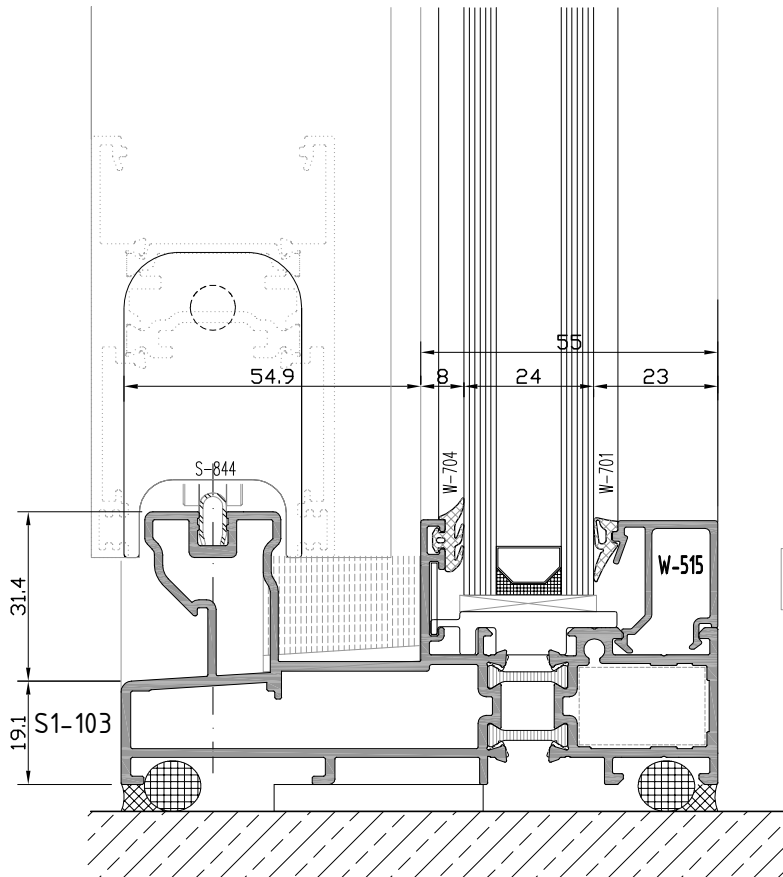


W1-302

5



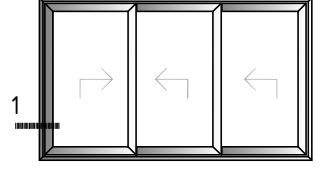
1 raylı-kasalı sistem detayları  
Single rail with case system details



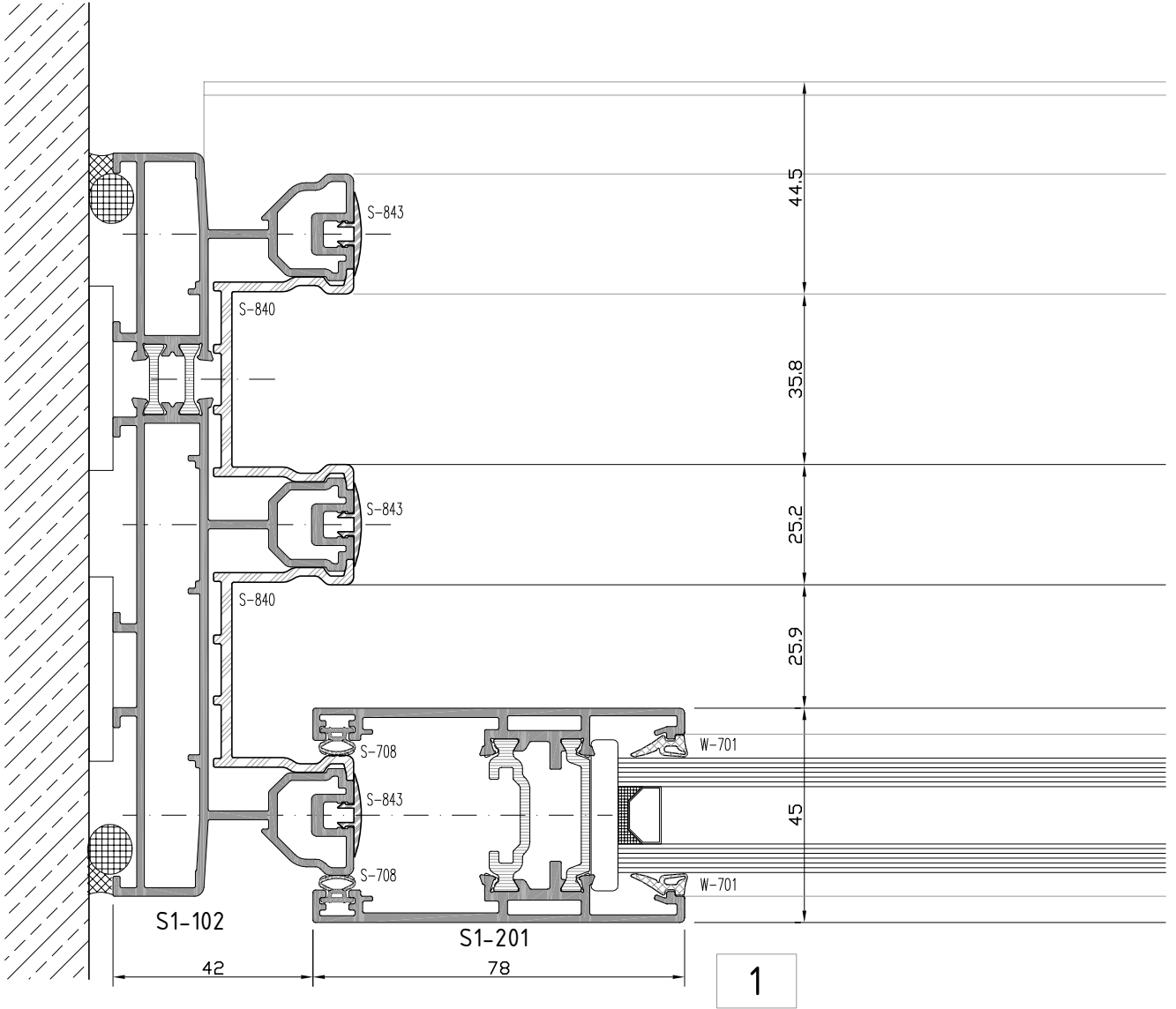
6

**S1**  
**S45-T YALITIMLI SÜRME SERİ**  
S45 -T INSULATED SLIDING SERIES

**YAN BİTİM DETAYI**  
WALL CONNECTION DETAIL



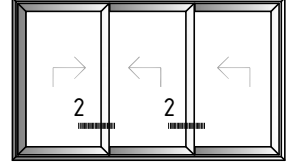
3 raylı sistem detayları  
Triple rail system details



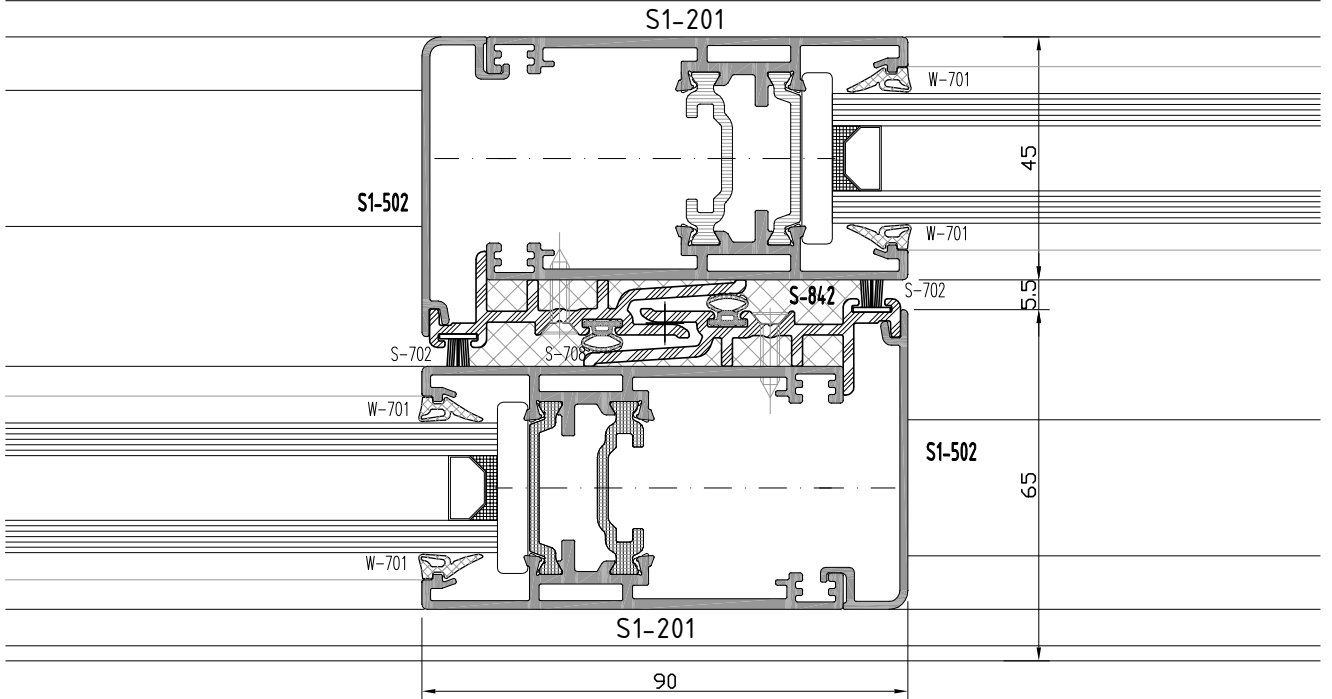


**S1**  
**S45-T YALITIMLI SÜRME SERİ**  
S45 -T INSULATED SLIDING SERIES

**ORTA KAYIT DETAYI**  
MULLION DETAIL



3 raylı sistem detayları  
Triple rail system details



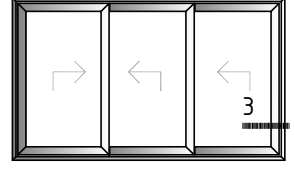
2

# S1

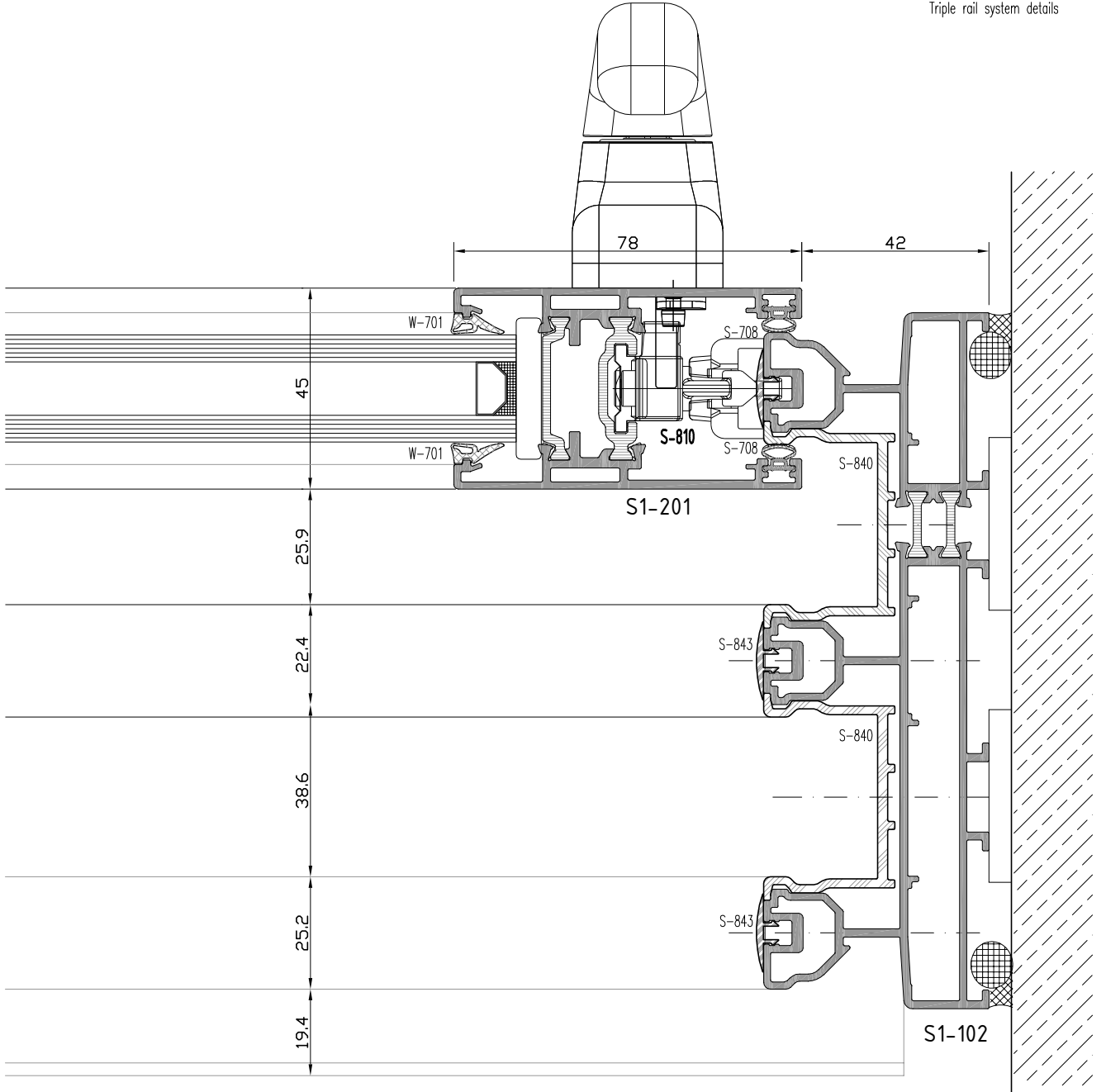
## S45-T YALITIMLI SÜRME SERİ

S45 -T INSULATED SLIDING SERIES

YAN BİTİM DETAYI  
WALL CONNECTION DETAIL



3 raylı sistem detayları  
Triple rail system details



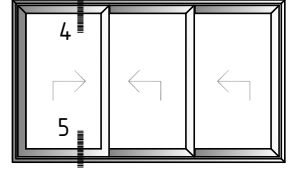
3

# S1

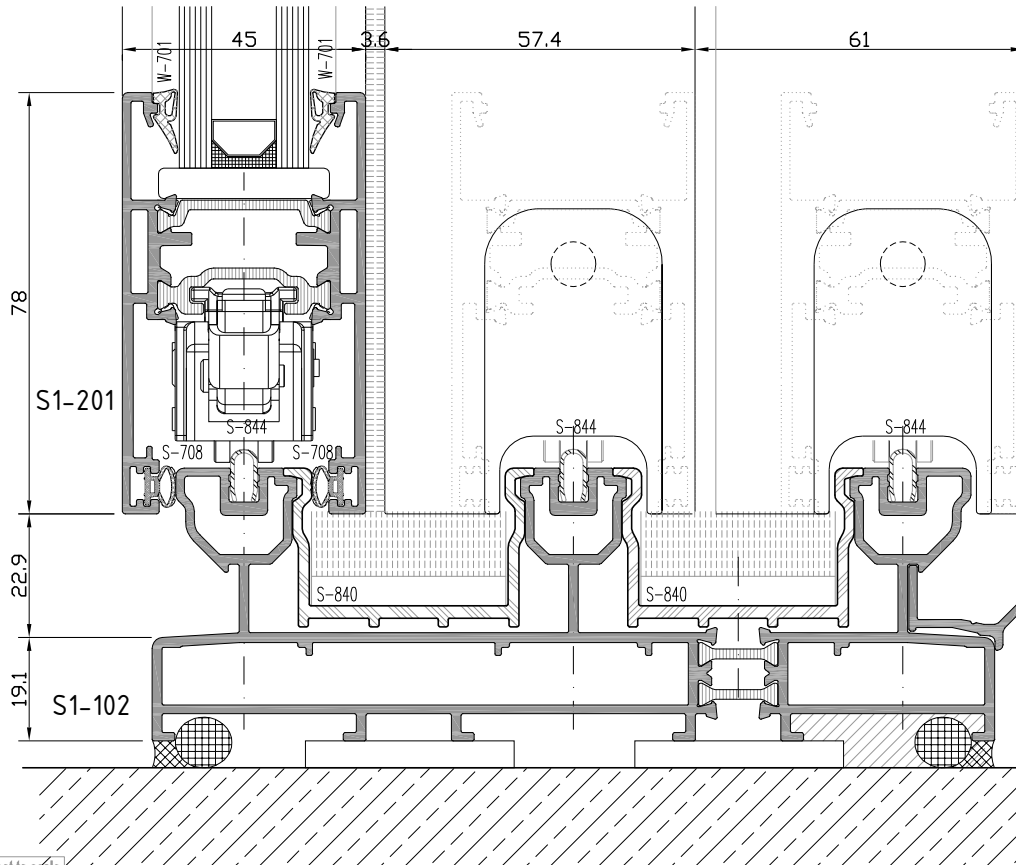
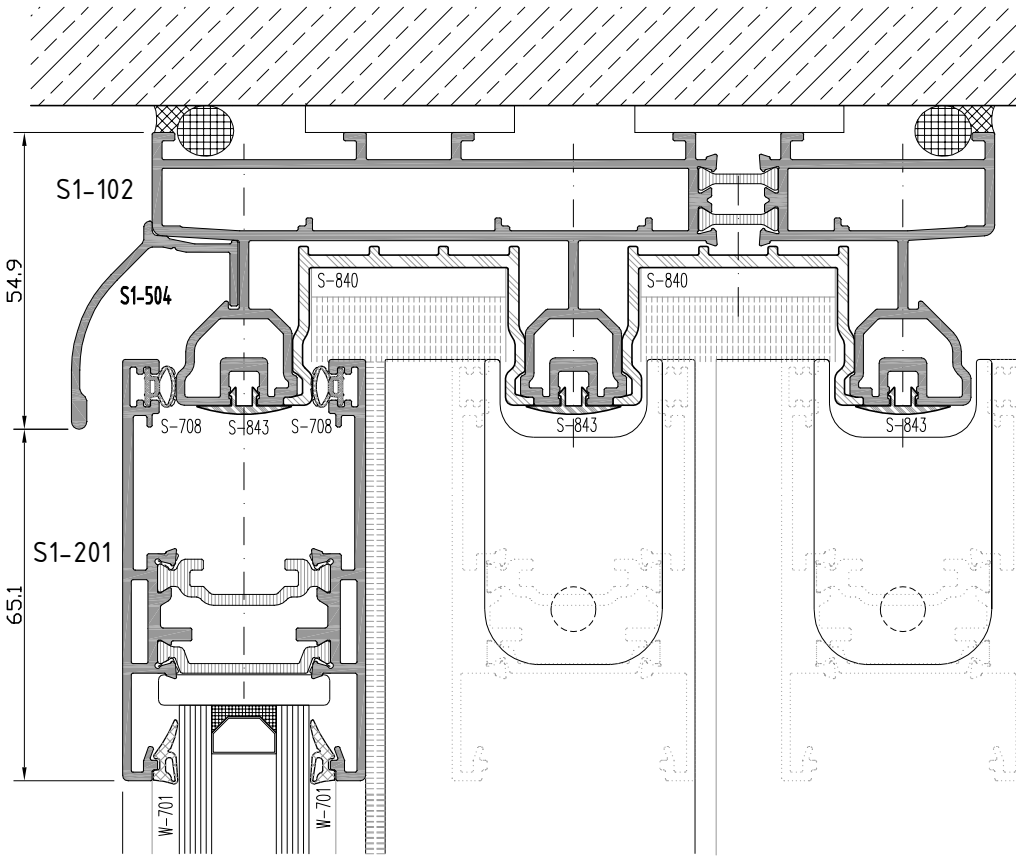
## S45-T YALITIMLI SÜRME SERİ

S45 -T INSULATED SLIDING SERIES

ÜST BİTİM - ALT BİTİM DETAYI  
TOP EDGE - BOTTOM EDGE DETAIL



3 raylı sistem detayları  
Triple rail system details



S1-504

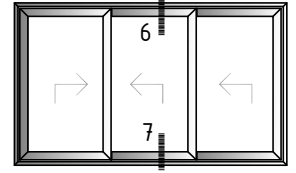
not to scale

# S1

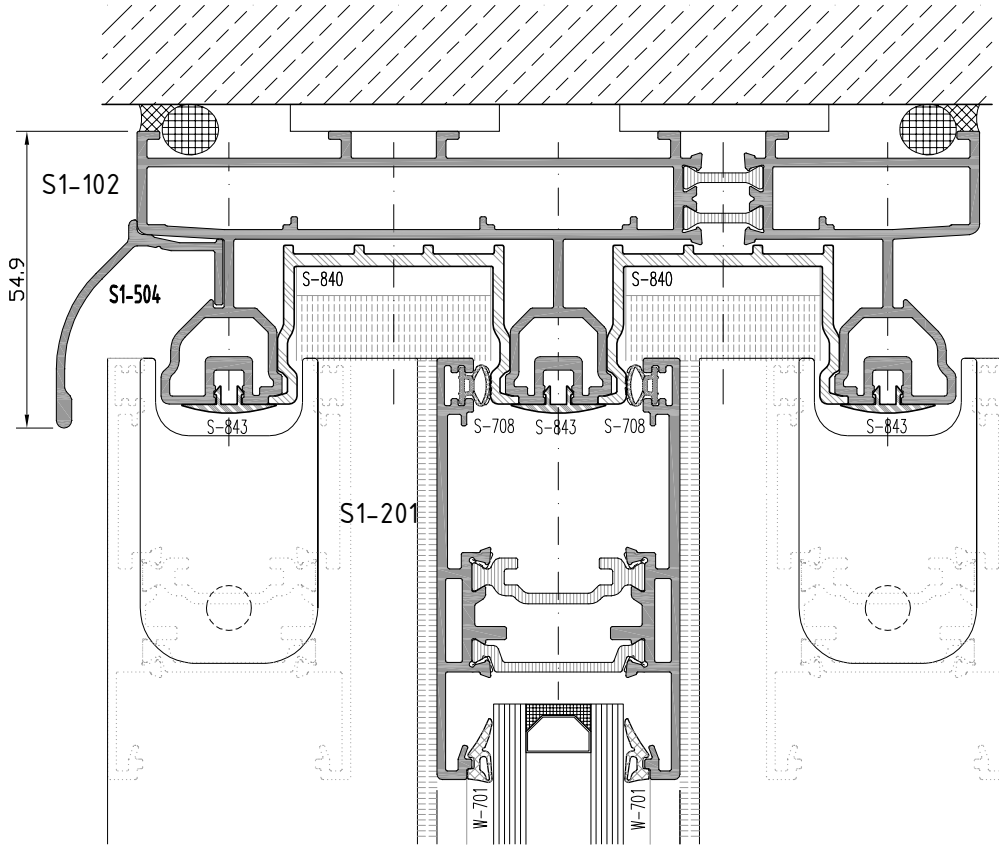
## S45-T YALITIMLI SÜRME SERİ

S45 -T INSULATED SLIDING SERIES

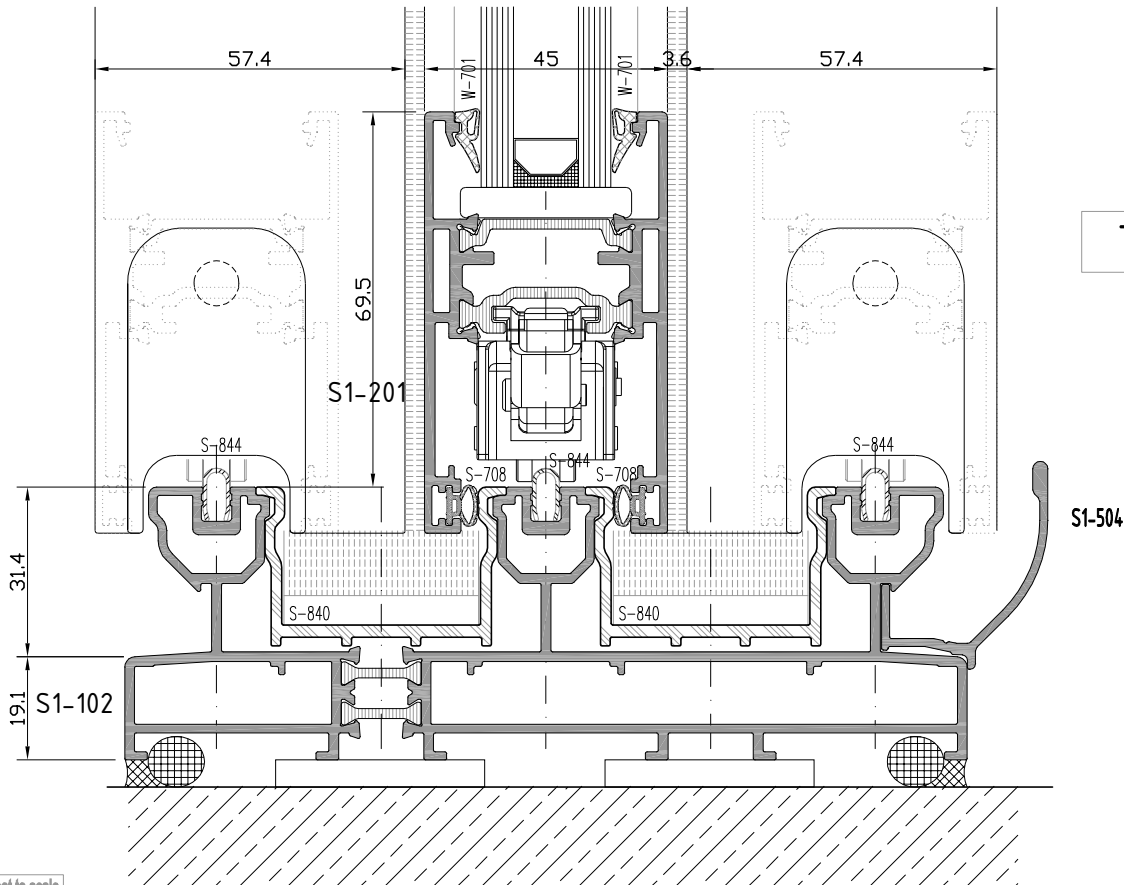
ÜST BİTİM - ALT BİTİM DETAYI  
TOP EDGE - BOTTOM EDGE DETAIL



3 raylı sistem detayları  
Triple rail system details



6



7

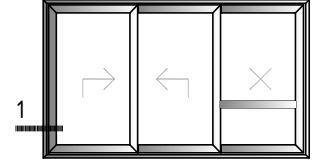
not to scale

# S1

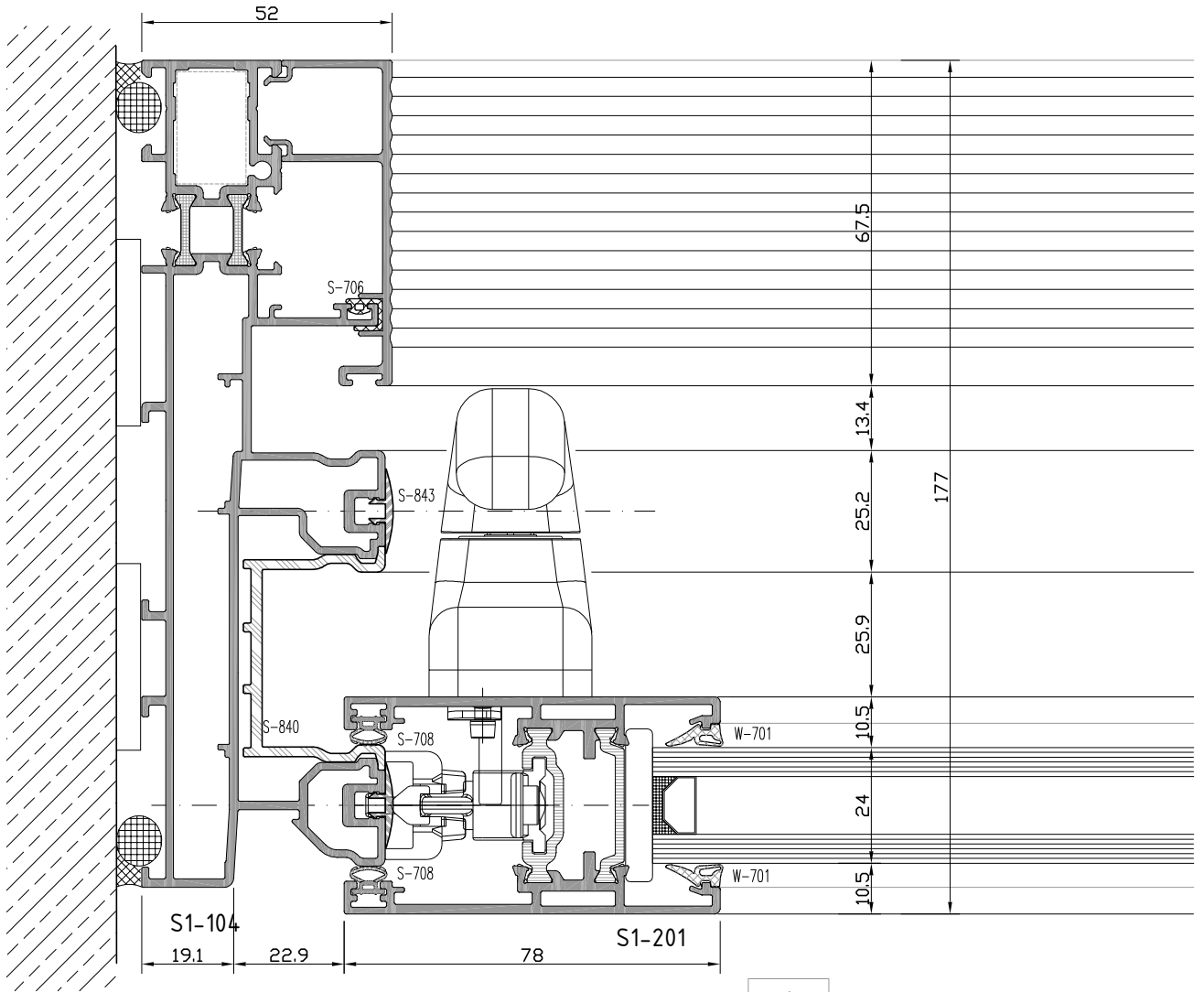
## S45-T YALITIMLI SÜRME SERİ

S45 -T INSULATED SLIDING SERIES

YAN BİTİM DETAYI  
WALL CONNECTION DETAIL



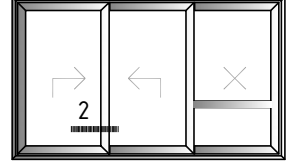
2 raylı-kasalı sistem detayları  
Double rail with case system details



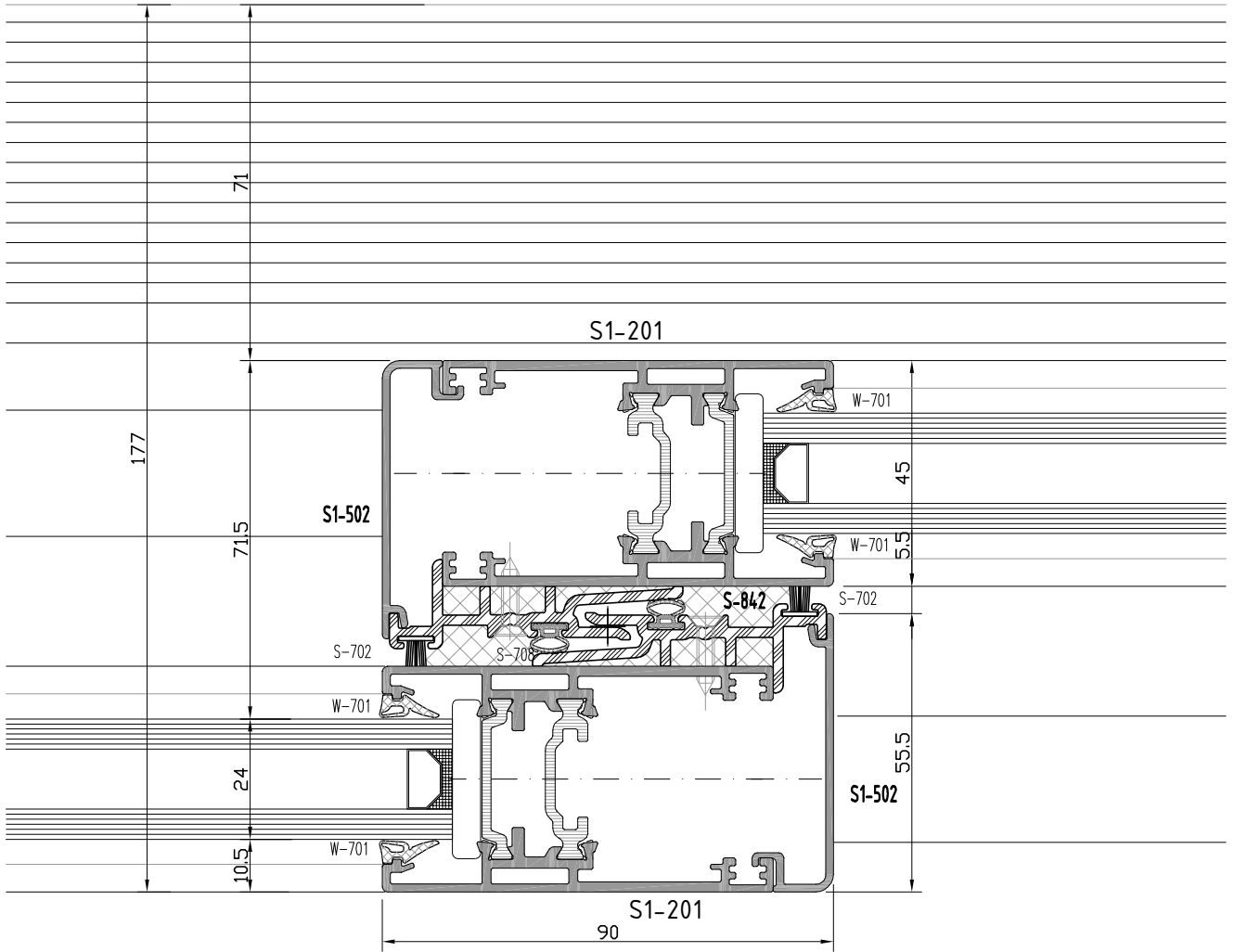
1

**S1**  
**S45-T YALITIMLI SÜRME SERİ**  
S45 -T INSULATED SLIDING SERIES

**ORTA KAYIT DETAYI**  
MULLION DETAIL



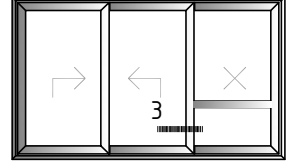
2 raylı-kasalı sistem detayları  
Double rail with case system details



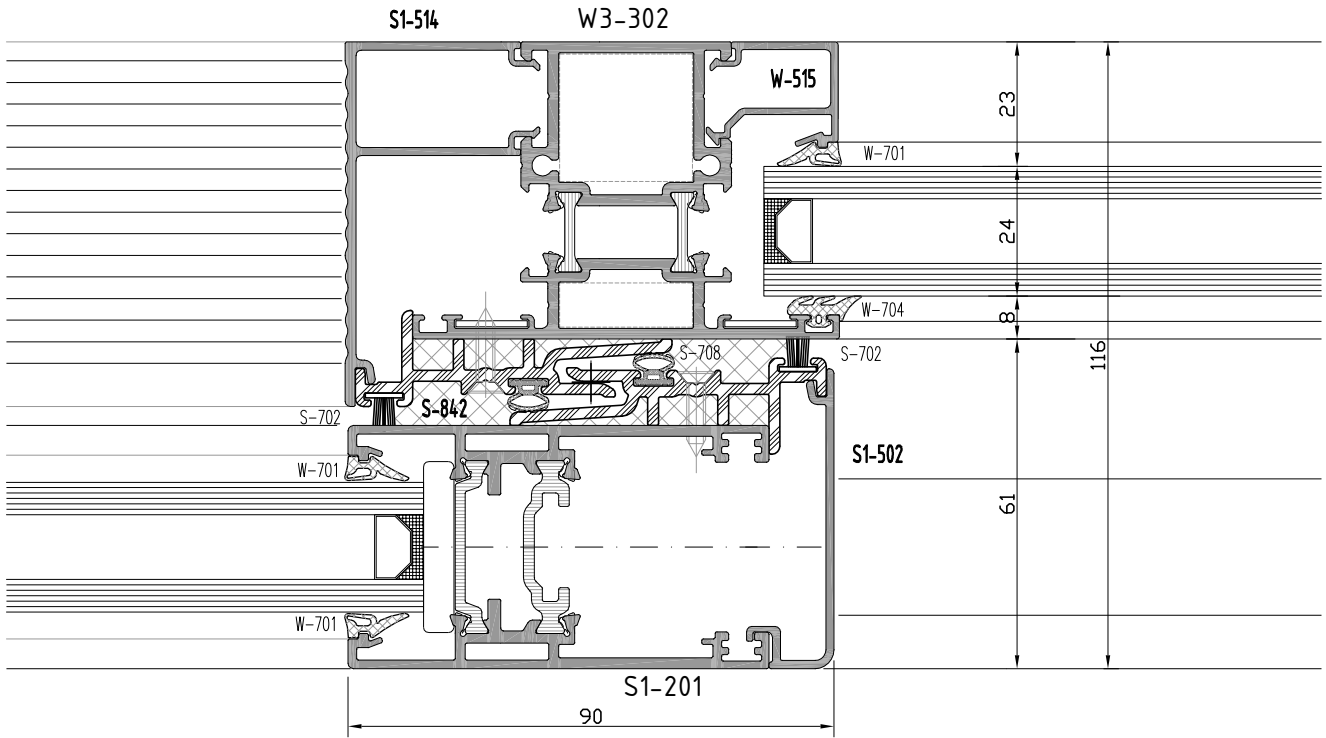
2

**S1**  
**S45-T YALITIMLI SÜRME SERİ**  
S45 -T INSULATED SLIDING SERIES

**ORTA KAYIT DETAYI**  
MULLION DETAIL



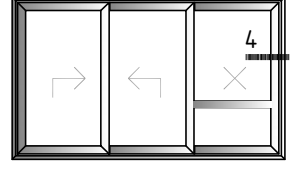
2 raylı-kasalı sistem detayları  
Double rail with case system details



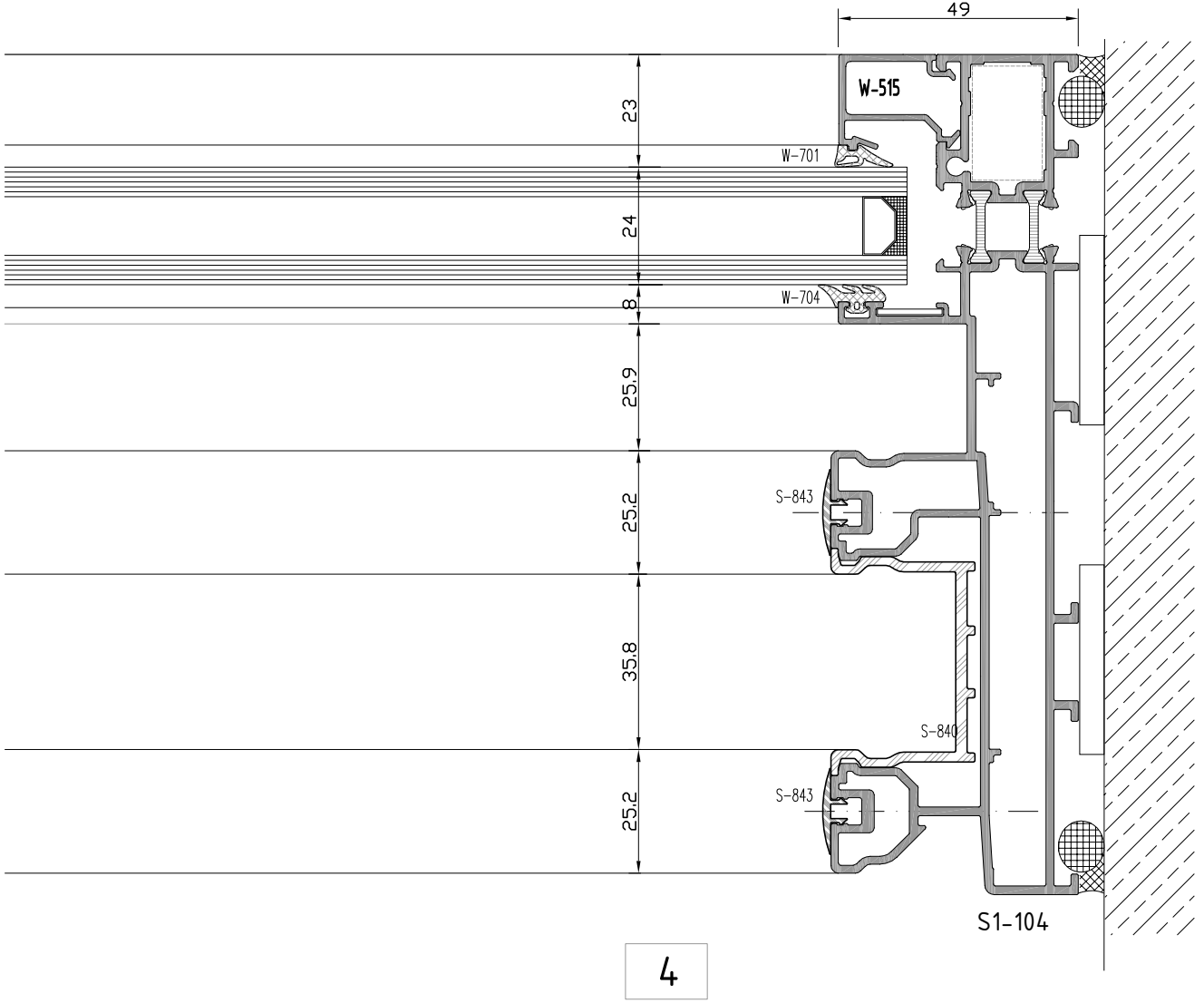
3

**S1**  
**S45-T YALITIMLI SÜRME SERİ**  
S45 -T INSULATED SLIDING SERIES

**YAN BİTİM DETAYI**  
WALL CONNECTION DETAIL



2 raylı-kasalı sistem detayları  
Double rail with case system details



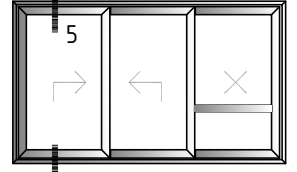
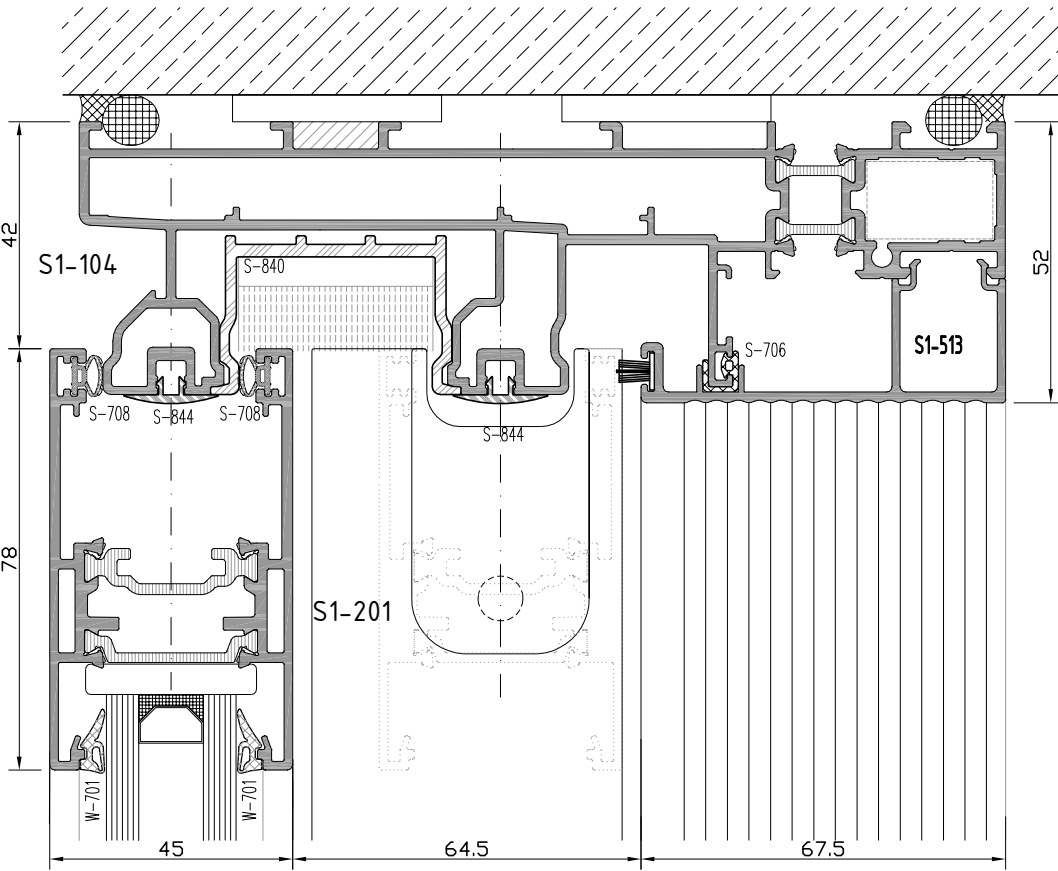


# S1

## S45-T YALITIMLI SÜRME SERİ

S45 -T INSULATED SLIDING SERIES

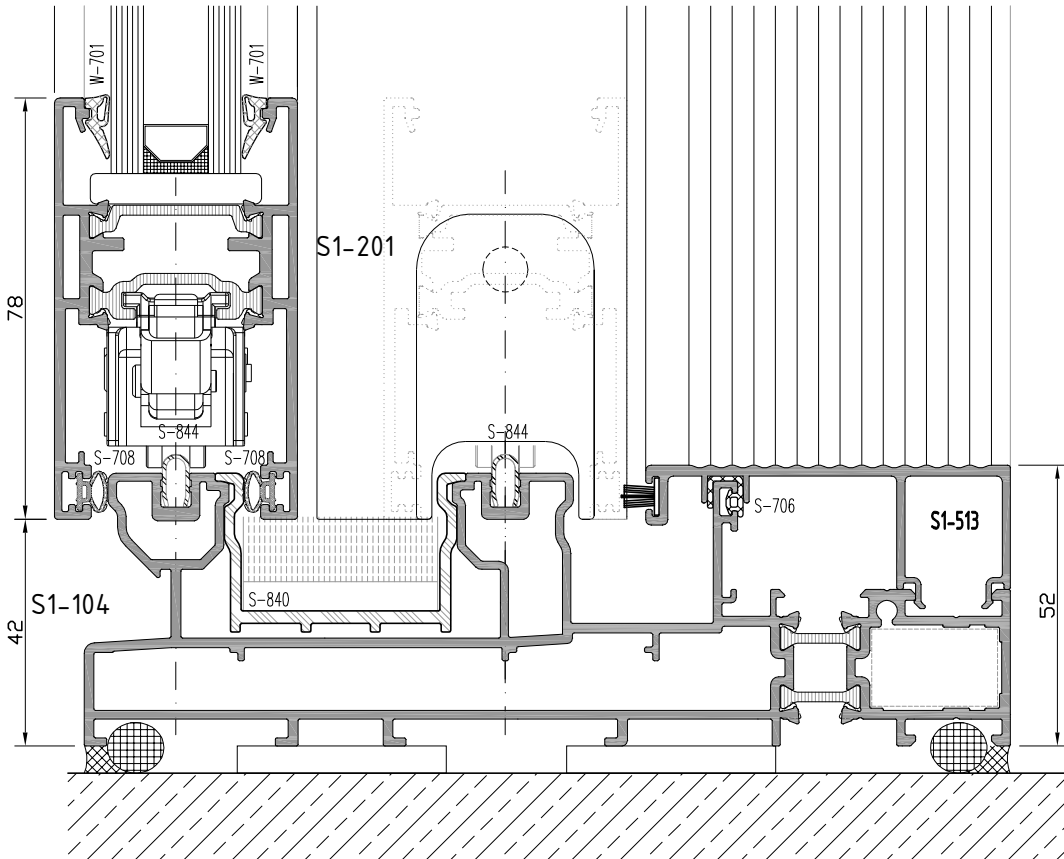
ÜST BİTİM - ALT BİTİM DETAYI  
TOP EDGE - BOTTOM EDGE DETAIL



2 raylı-kasalı sistem detayları  
Double rail with case system details

5

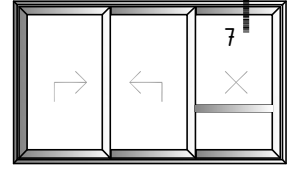
6



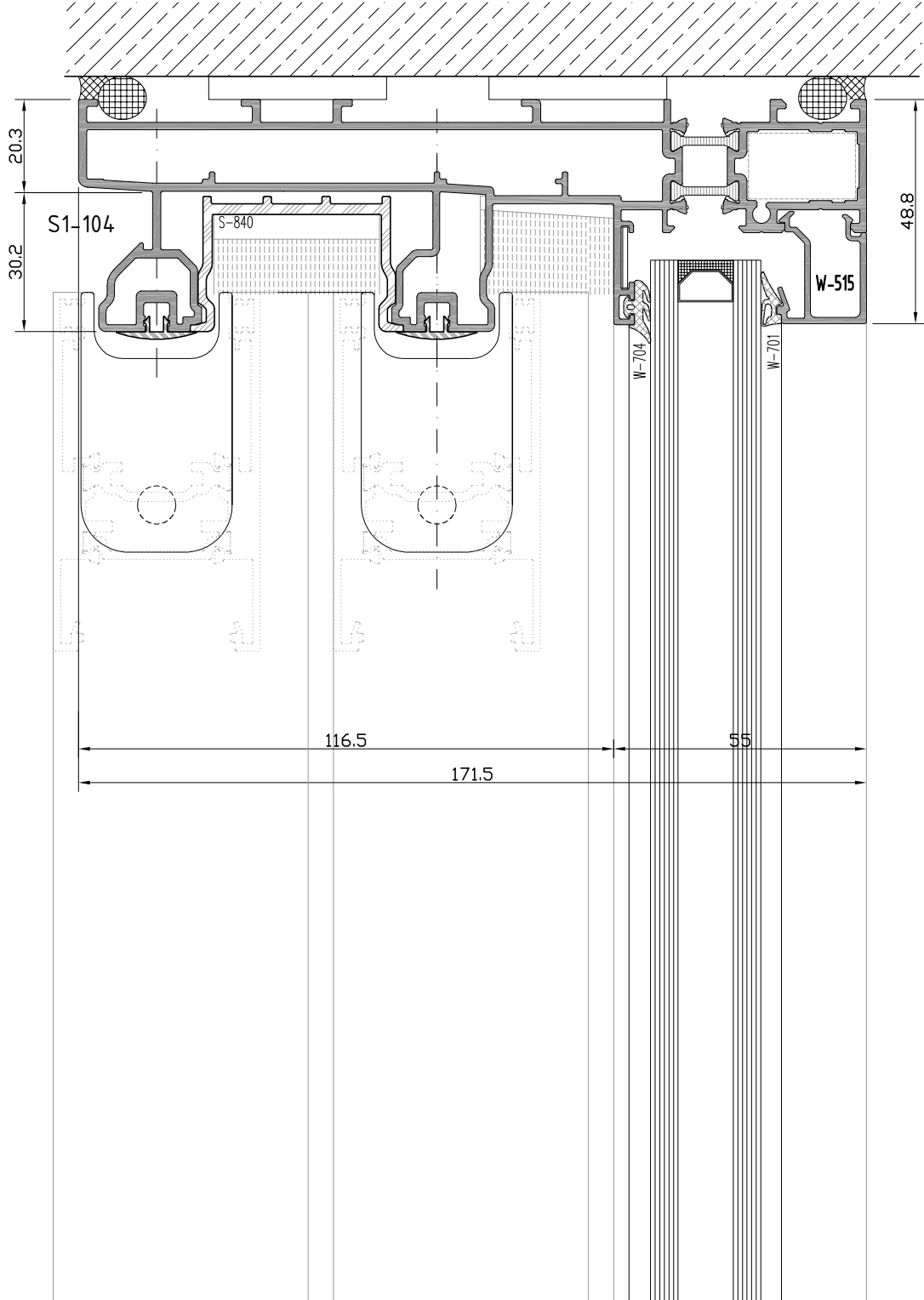
not to scale

**S1**  
**S45-T YALITIMLI SÜRME SERİ**  
S45 -T INSULATED SLIDING SERIES

**ÜST BİTİM DETAYI**  
TOP EDGE DETAIL



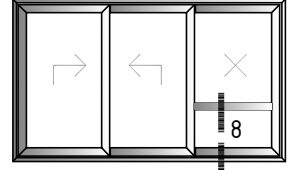
2 raylı-kasalı sistem detayları  
Double rail with case system details



7

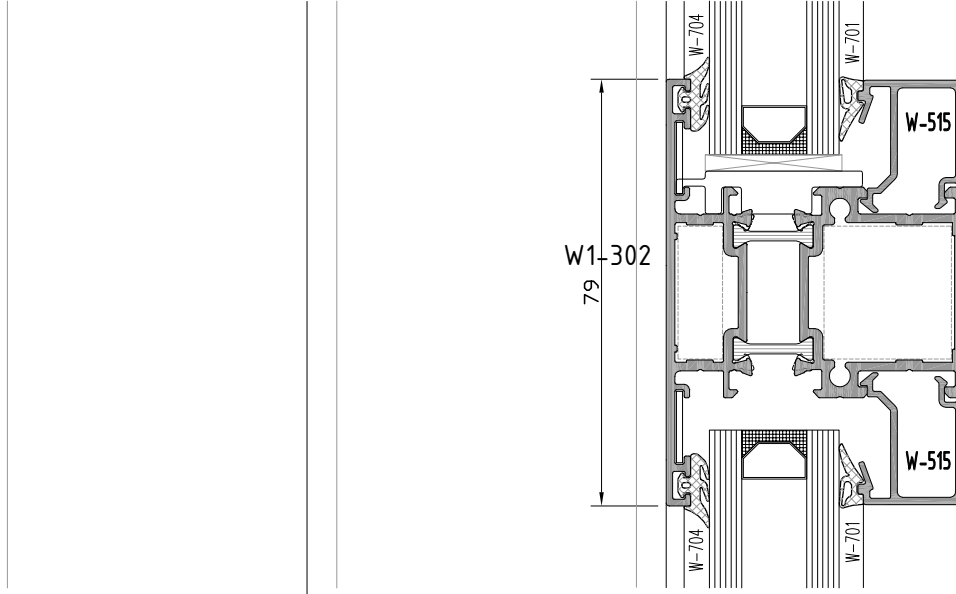
**S1**  
**S45-T YALITIMLI SÜRME SERİ**  
S45 -T INSULATED SLIDING SERIES

**ORTA KAYIT - ALT BİTİM DETAYI**  
MULLION - BOTTOM EDGE DETAIL

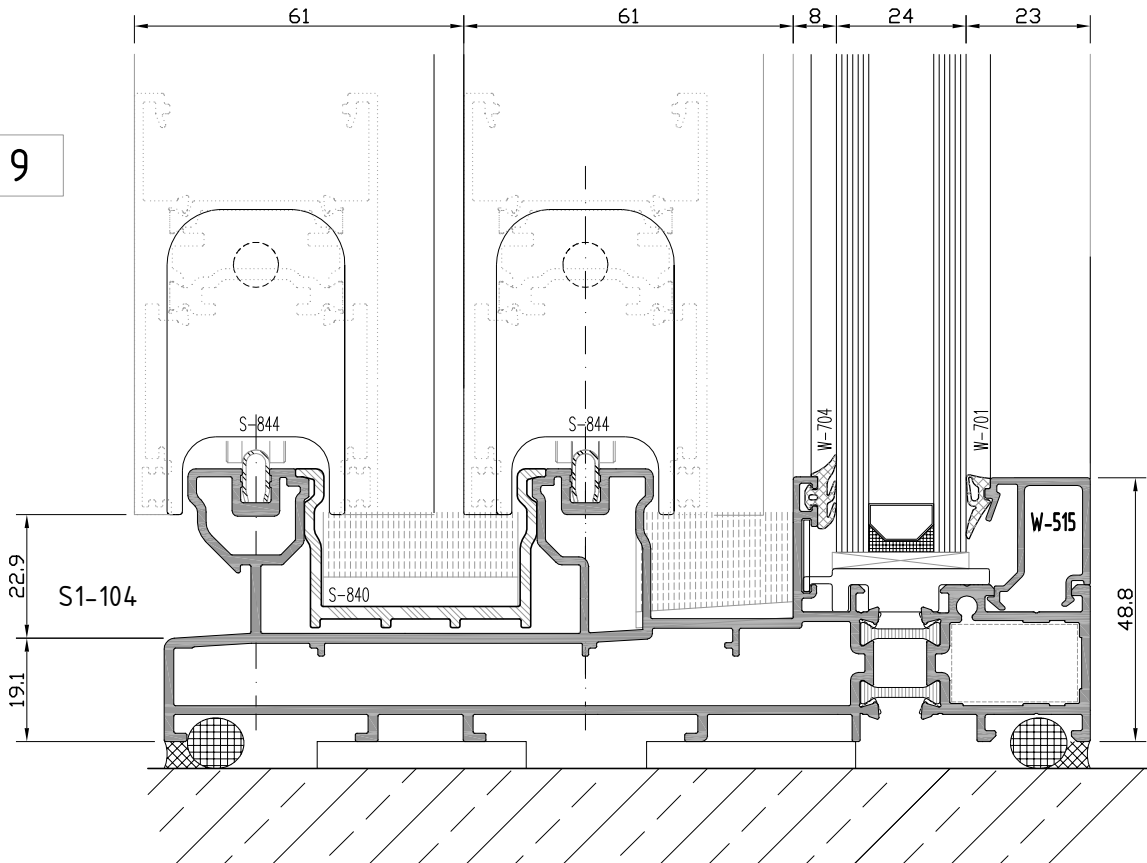


9  
2 raylı-kasalı sistem detayları  
Double rail with case system details

8



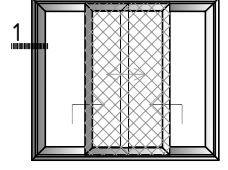
9



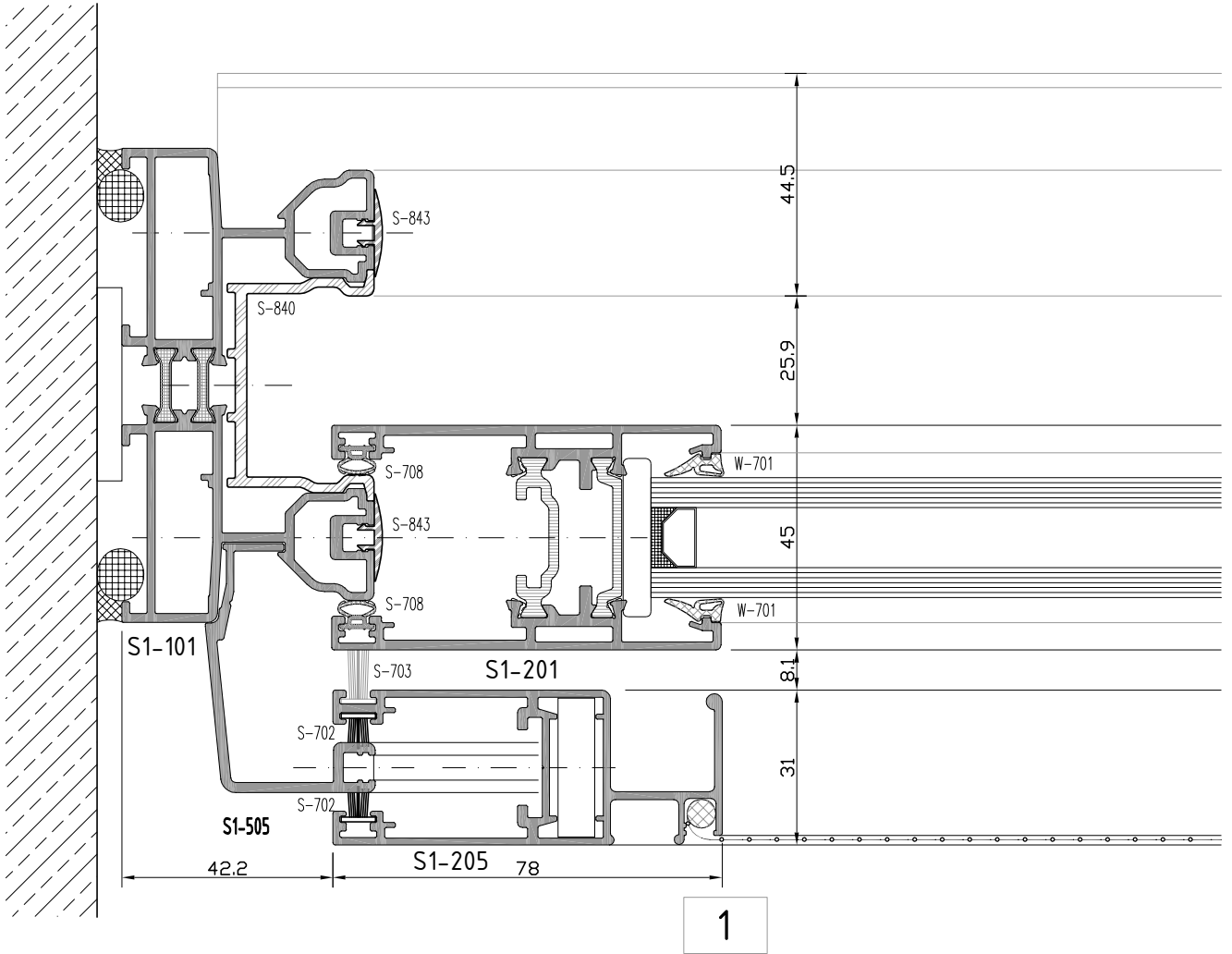
not to scale

**S1**  
**S45-T YALITIMLI SÜRME SERİ**  
S45 -T INSULATED SLIDING SERIES

**YAN BİTİM DETAYI**  
WALL CONNECTION DETAIL



sineklik-damlık detayları  
Flyscreen - weatherdrip details



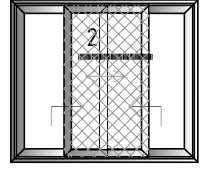
# S1

## S45-T YALITIMLI SÜRME SERİ

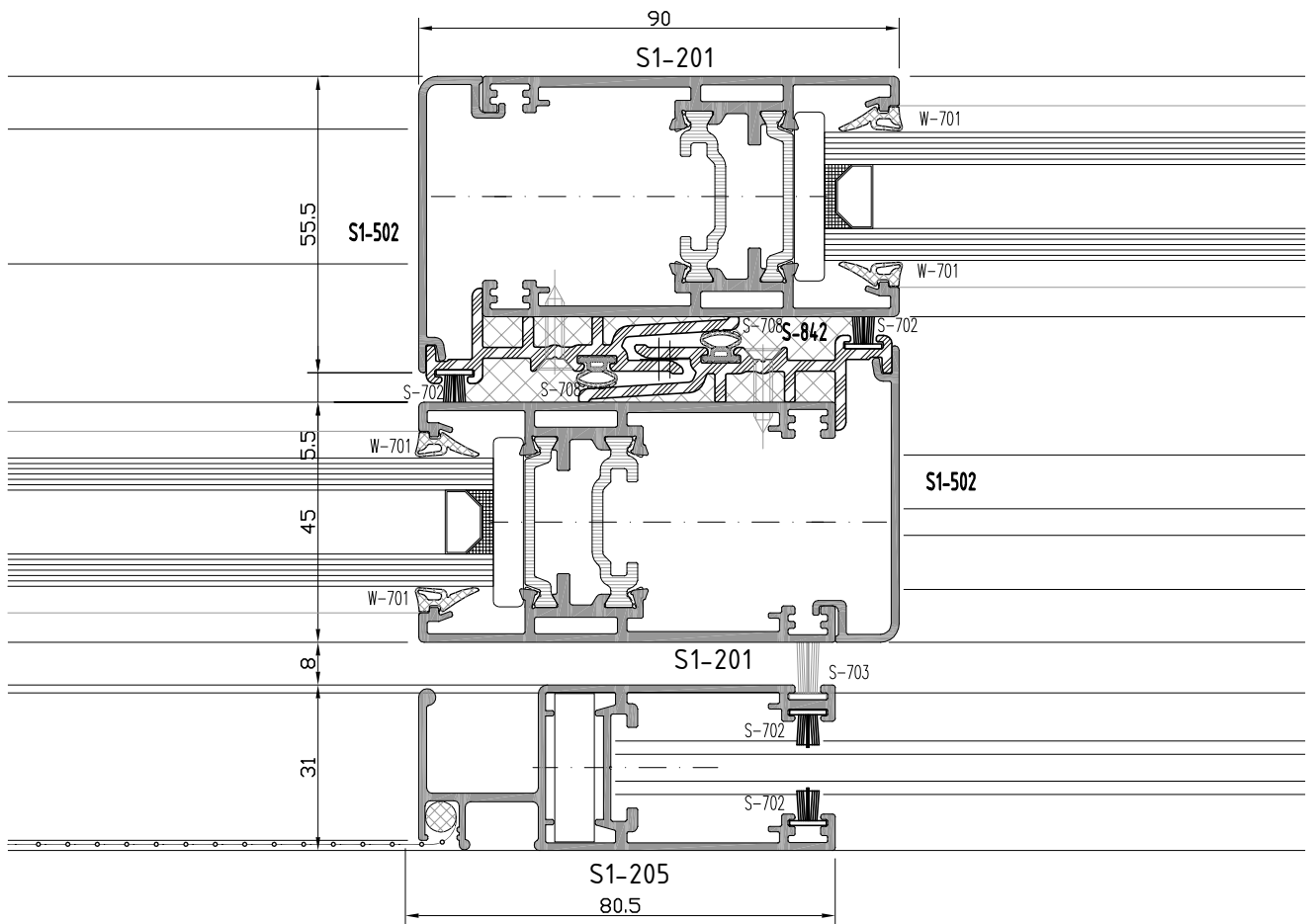
S45 -T INSULATED SLIDING SERIES

### ORTA KAYIT DETAYI

MULLION DETAIL



sineklik-damlık detayları  
Flyscreen - weatherdrip details



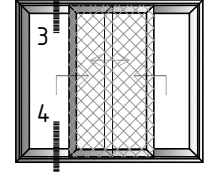
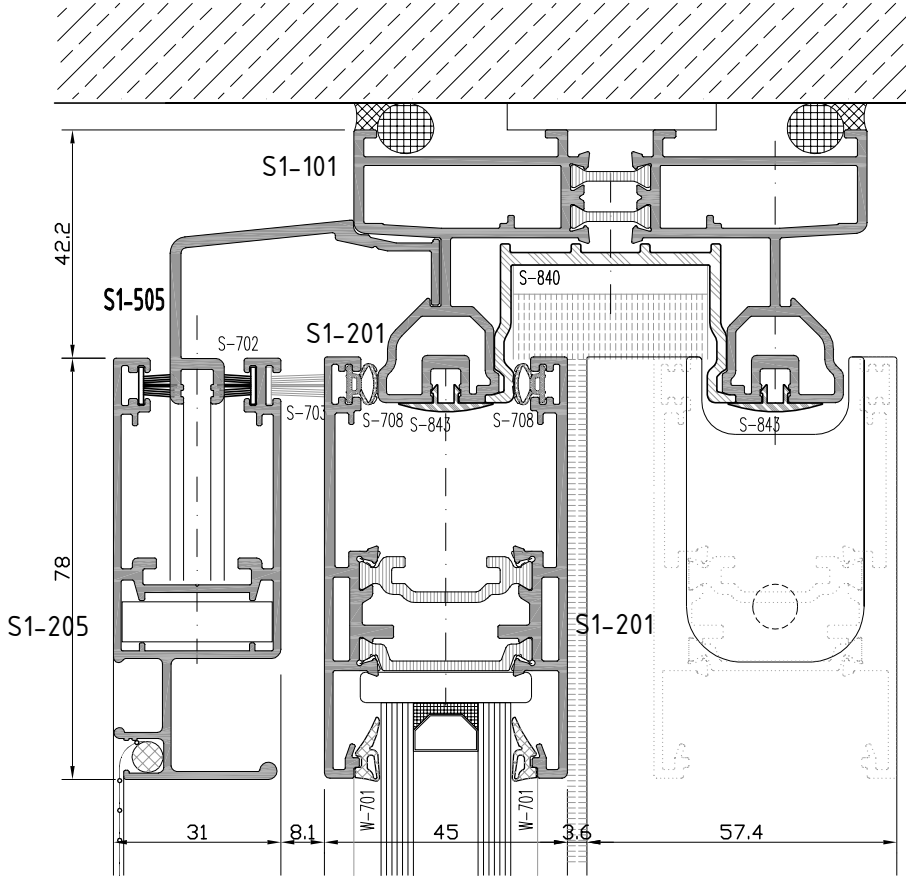
2

# S1

## S45-T YALITIMLI SÜRME SERİ

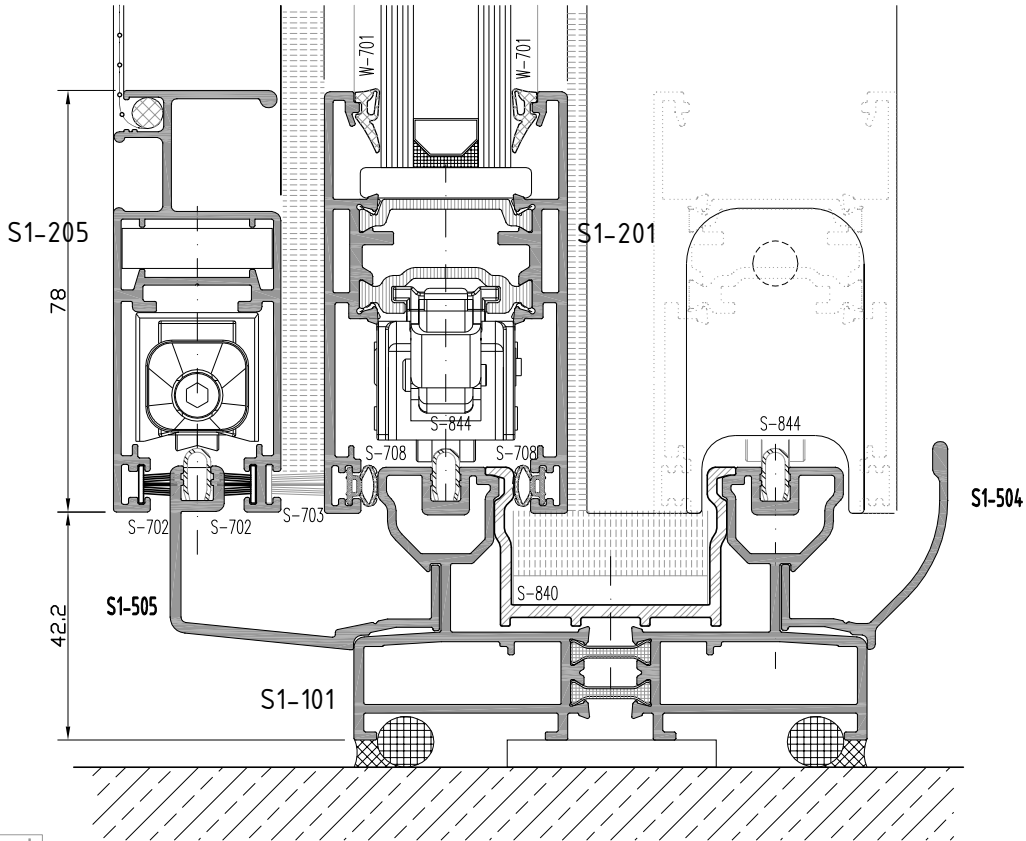
S45 -T INSULATED SLIDING SERIES

ÜST BİTİM - ALT BİTİM DETAYI  
TOP EDGE - BOTTOM EDGE DETAIL



sineklik-damlık detayları  
Flyscreen - weatherdrip details

3



4

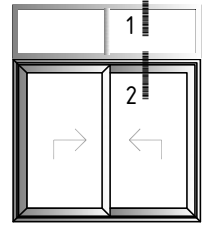
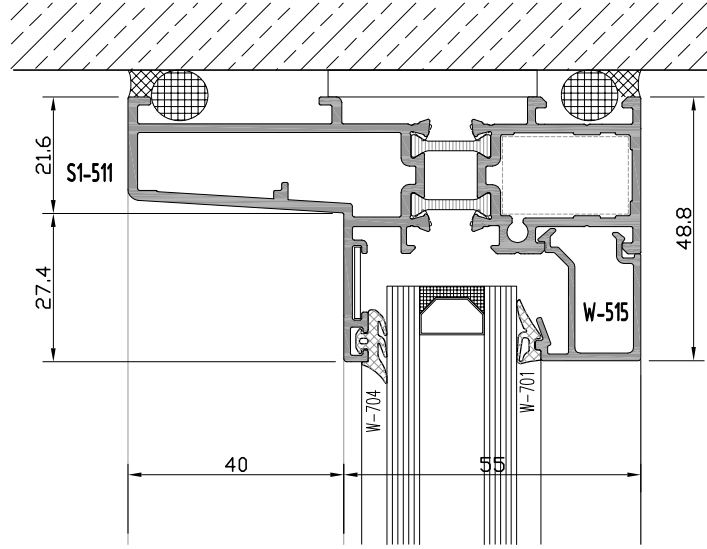
not to scale

# S1

## S45-T YALITIMLI SÜRME SERİ

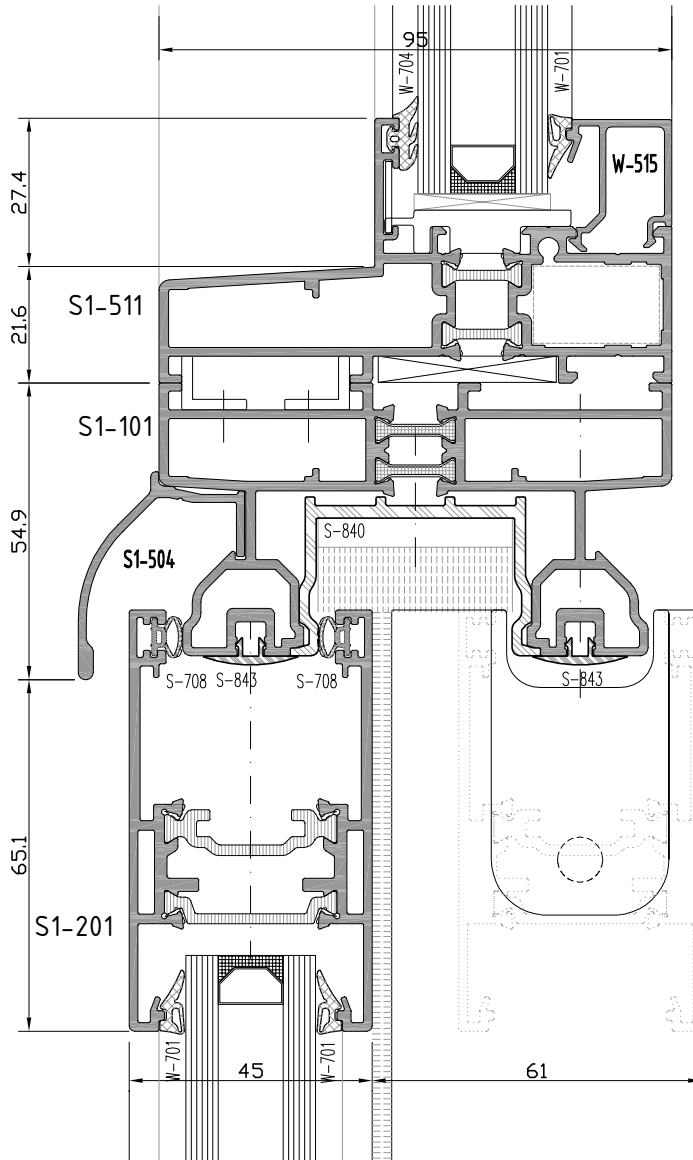
S45 -T INSULATED SLIDING SERIES

ÜST BİTİM - ORTA KAYIT DETAYI  
TOP EDGE - MULLION DETAIL



sistem birleşim detayları  
System connection details

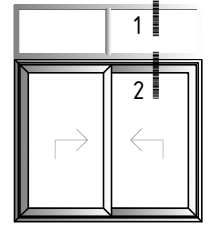
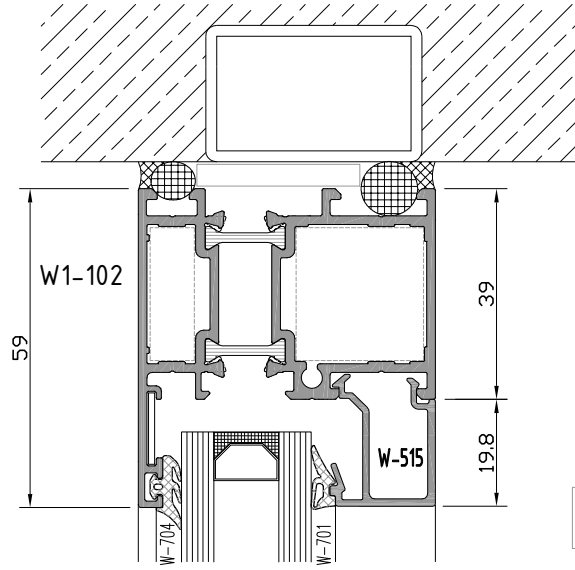
1



2

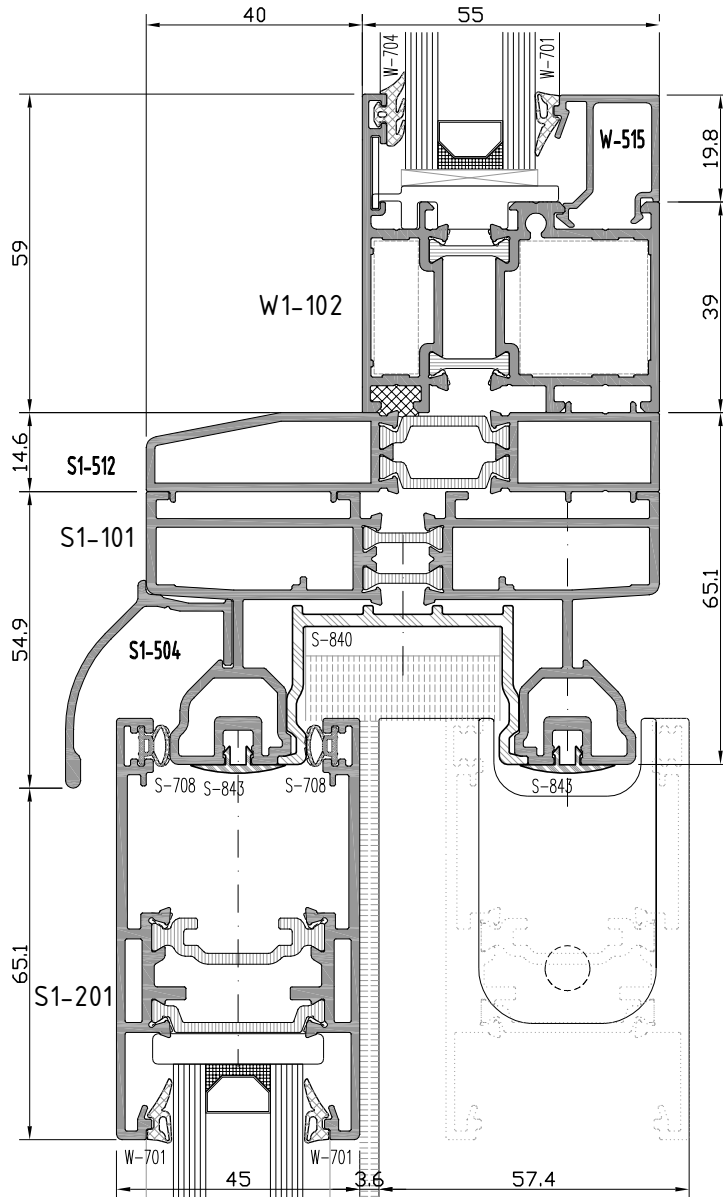
**S1**  
**S45-T YALITIMLI SÜRME SERİ**  
S45 -T INSULATED SLIDING SERIES

**ÜST BİTİM - ORTA KAYIT DETAYI**  
TOP EDGE - MULLION DETAIL



sistem birleşim detayları  
System connection details

1a



2a

not to scale

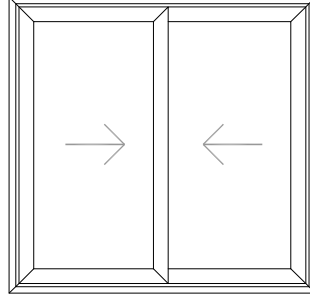
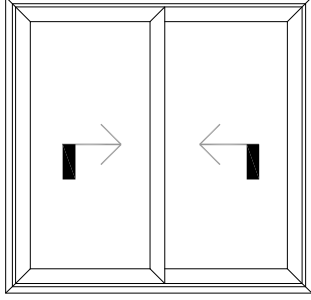


# S1

## S45-T YALITIMLI SÜRME SERİ

S45 -T INSULATED SLIDING SERIES

İMALAT ŞEMASI  
PRODUCTION PLAN

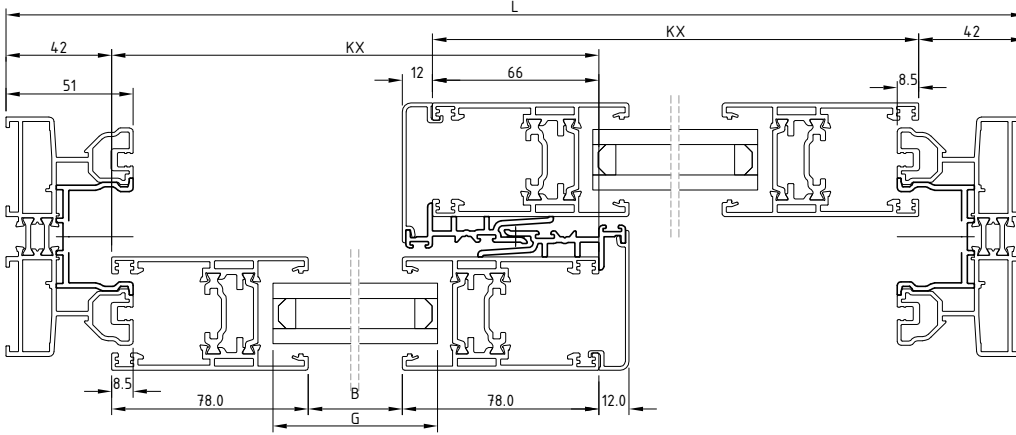
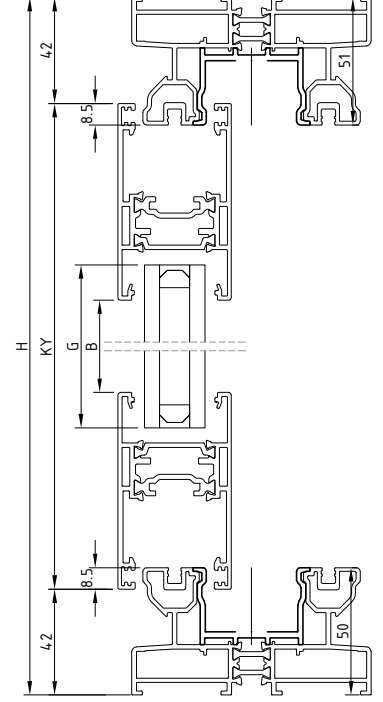


**KALDIR SÜR SİSTEM**  
LIFT & SLIDE SYSTEM

$$KX = \frac{L - 18}{2}$$

$$KY = H - 84$$

$$G = B + 28$$

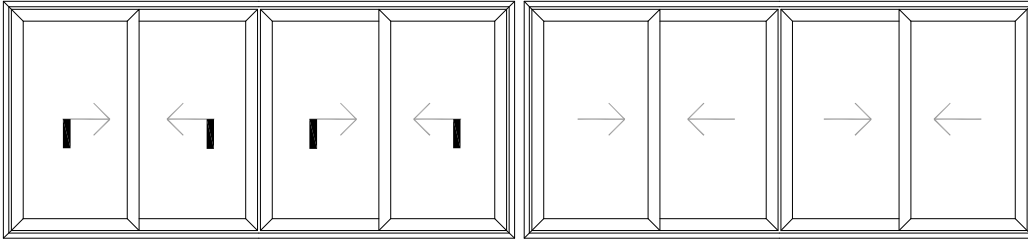


# S1

## S45-T YALITIMLI SÜRME SERİ

S45 -T INSULATED SLIDING SERIES

İMALAT ŞEMASI  
PRODUCTION PLAN



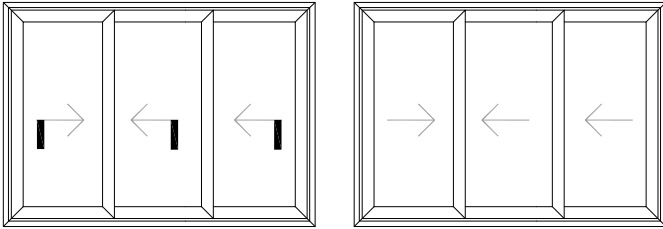
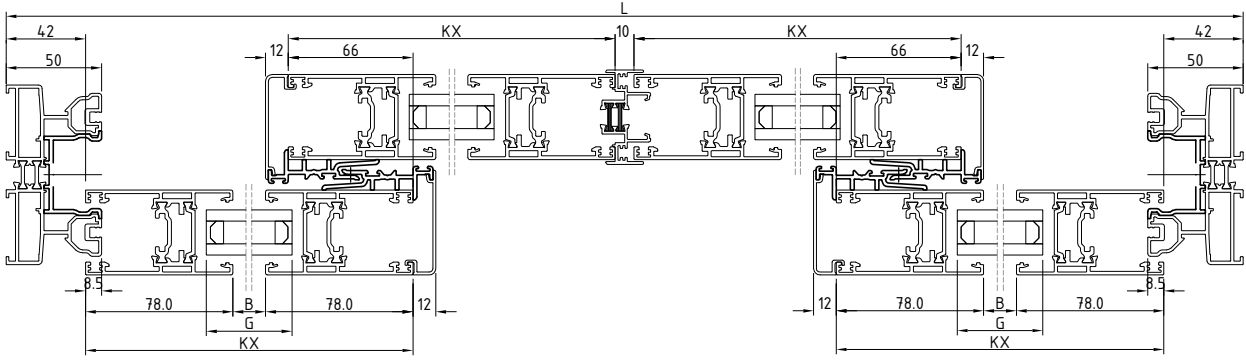
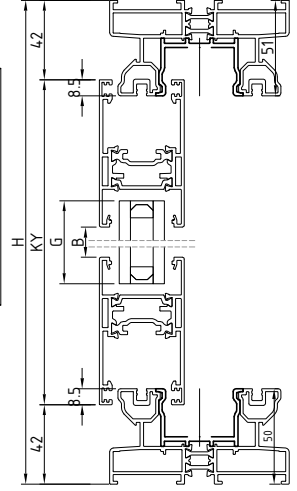
**KALDIR SÜR SİSTEM**

LIFT & SLIDE SYSTEM

$$KX = \frac{L+38}{4}$$

$$KY = H-84$$

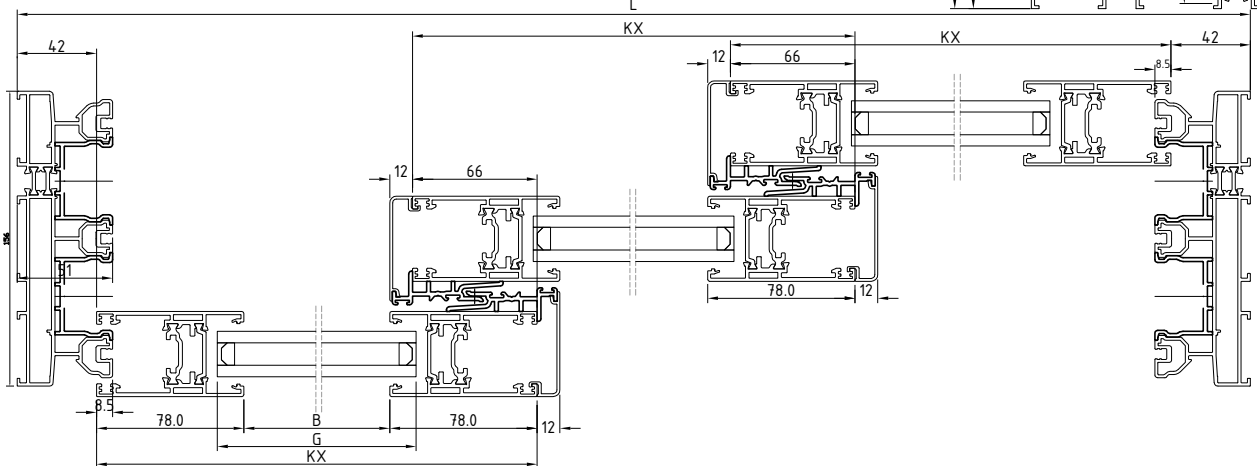
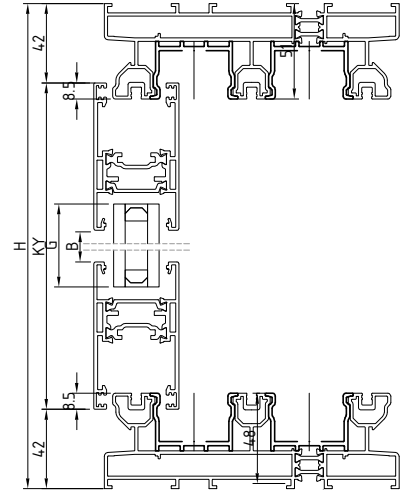
$$G = B+28$$



$$KX = \frac{L+47}{3}$$

$$KY = H-84$$

$$G = B+28$$

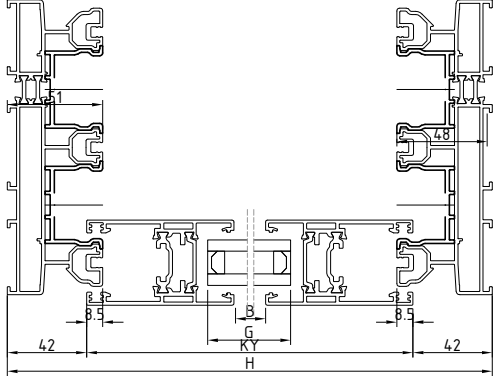


# S1

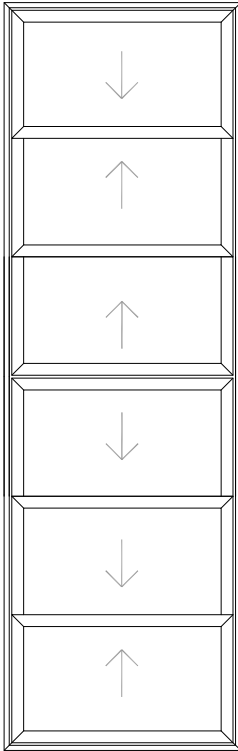
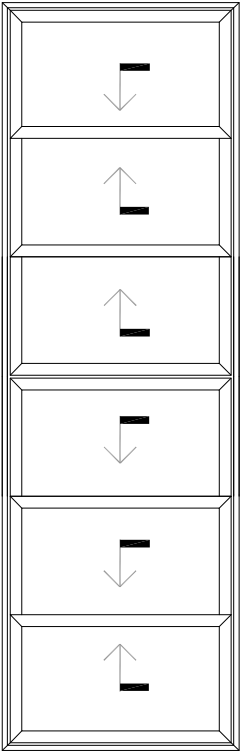
## S45-T YALITIMLI SÜRME SERİ

S45 -T INSULATED SLIDING SERIES

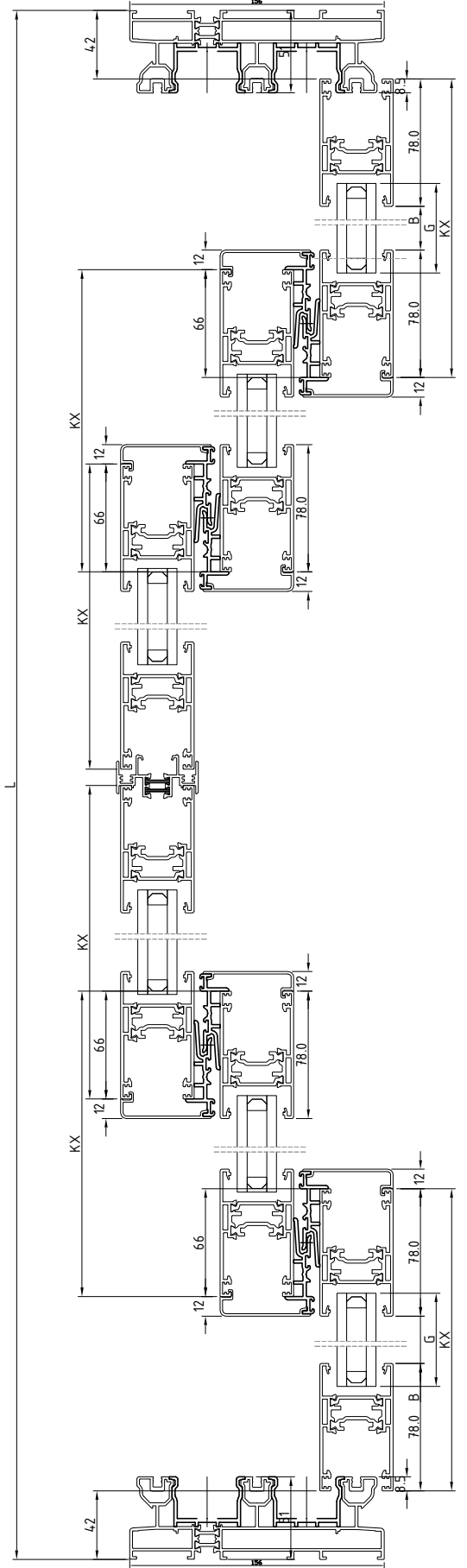
İMALAT ŞEMASI  
PRODUCTION PLAN



$KX = \frac{L+172}{6}$
$KY = H-84$
$G = B+28$



**KALDIRI SÜR SİSTEM**  
LIFT & SLIDE SYSTEM

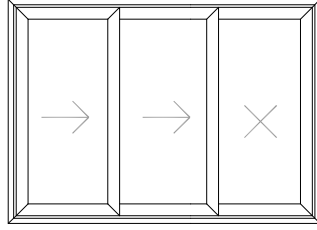
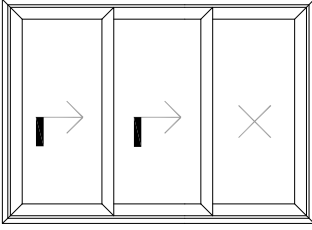




# S1

## S45-T YALITIMLI SÜRME SERİ S45 -T INSULATED SLIDING SERIES

İMALAT ŞEMASI  
PRODUCTION PLAN



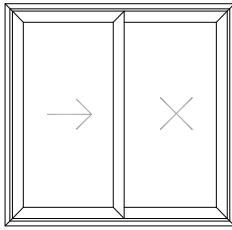
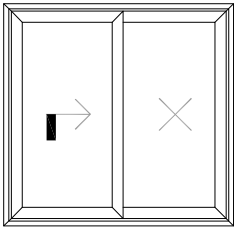
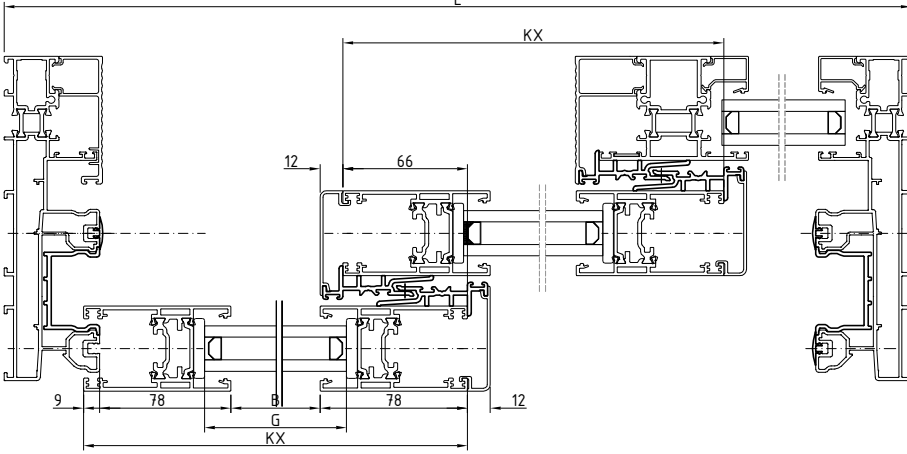
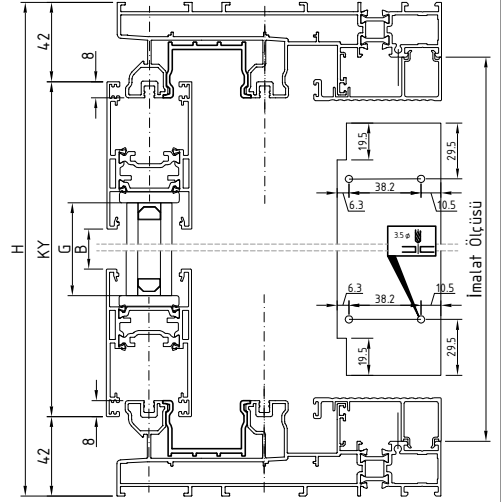
**KALDIR SÜR SİSTEM**  
LIFT & SLIDE SYSTEM

$$KX = \frac{L+118}{3}$$

$$KY = H-84$$

$$G = B+28$$

Not : Yatayda cam ölçüleri eşit kabul edilerek formülize edilmiştir.



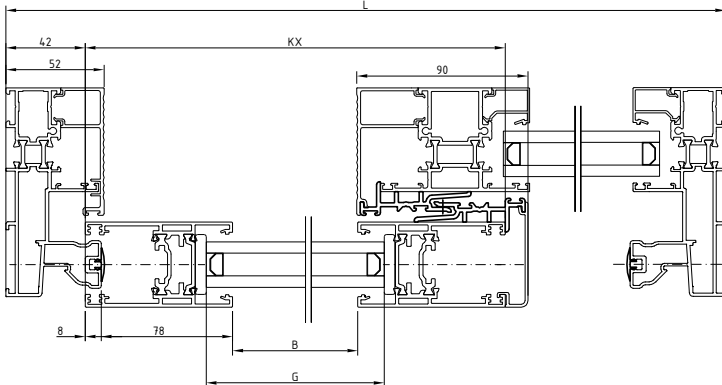
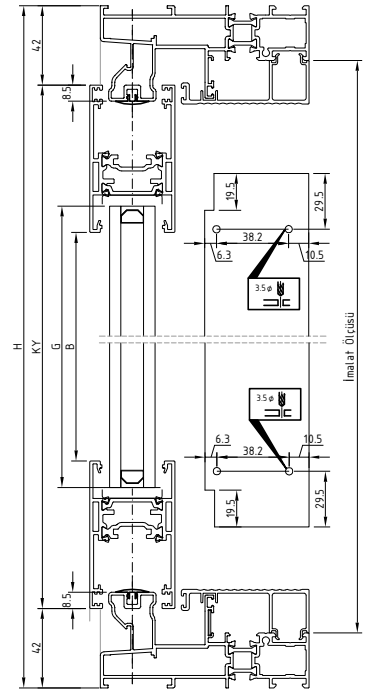
**KALDIR SÜR SİSTEM**  
LIFT & SLIDE SYSTEM

$$KX = \frac{L+52}{2}$$

$$KY = H-84$$

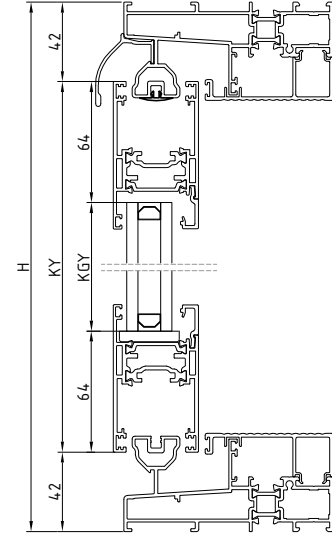
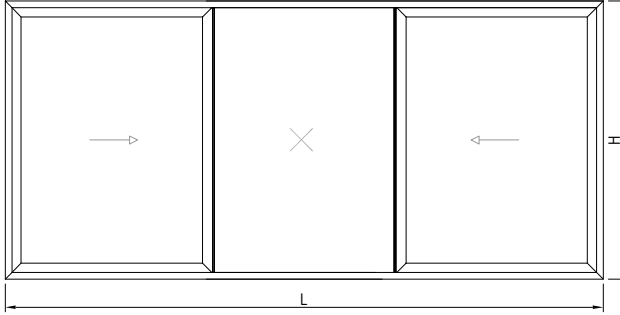
$$G = B+28$$

Not : Cam ölçüleri eşit kabul edilerek formülize edilmiştir.



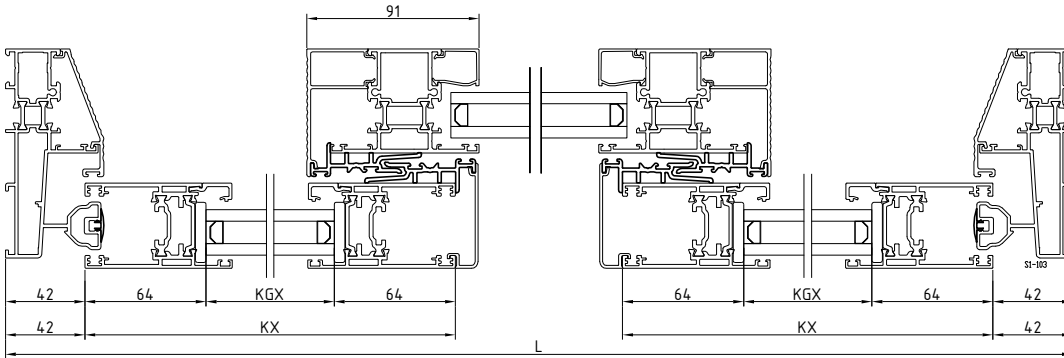
**S1**  
**S45-T YALITIMLI SÜRME SERİ**  
S45 -T INSULATED SLIDING SERIES

**İMALAT ŞEMASI**  
PRODUCTION PLAN



H= Tip Yüksekliği  
KY= Kanat Yüksekliği  
KGY= Kanat Cam Yüksekliği

KY= LY - 84  
KGY= KY - 128



L= Tip Genişliği  
KX= Kanat Genişliği  
KGX= Kanat Cam Genişliği

$KX = \frac{L+47.4}{3}$   
KGX= KX-128.2

# S45 SERİ PROFİLLERİ

## S45 PROFILES SERIE

Fıtıl listesi  
Gasket list

kod code	şekil drawing	tanım description	teorik ağırlık theoretical weight gr / m	paket ağırlığı package weight kg / package	paket metrajı in one package metre / package	kullanım yeri aplication
W-701		epdm cam iç fitil glazing gasket inside	41 gr/m	15 kg	366 m	
W-702		epdm cam iç fitil glazing gasket inside	49 gr/m	15 kg	306 m	
W-704		epdm cam dış fitil glazing gasket outside (epdm)	50 gr/m	15 kg	300 m	
S-701		Tpv Fıtıl tpv gasket	23 gr/m	15 kg	650 m	
S-706		epdm fitil epdm gasket	30 gr/m	15 kg	500 m	
S-708		Tpe Fıtıl tpe gasket	23 gr/m	15 kg	650 m	

**S45-T YALITIMLI SÜRME SERİ**  
S45 -T INSULATED SLIDING SERIES

**AÇILIM MEKANİZMALARI**  
OPENING MECHANISMS

**S45 SÜRME SERİ**  
S45 SLIDE SYSTEM

**KALDIR & SÜR SİSTEMİ**  
LIFT & SLIDE SYSTEM

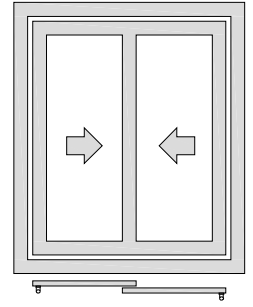
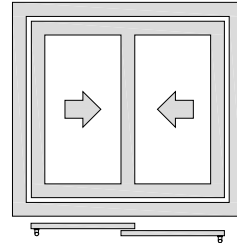
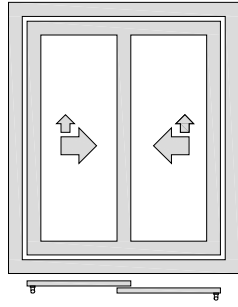
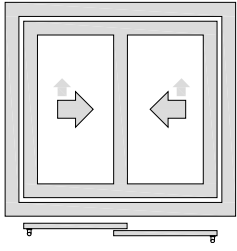
**SÜRME SİSTEMİ**  
SLIDE SYSTEM

Max 80 Kg

Max 160 Kg

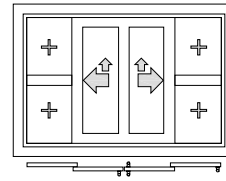
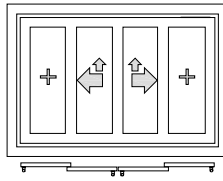
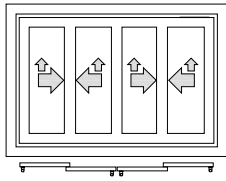
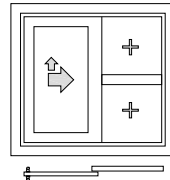
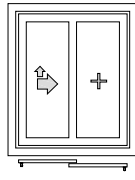

Max 80 Kg

Max 160 Kg

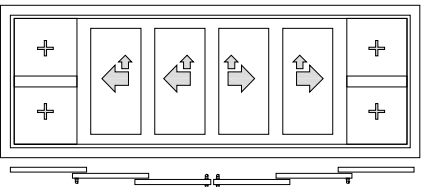
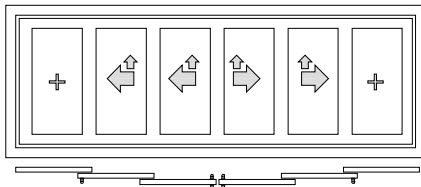
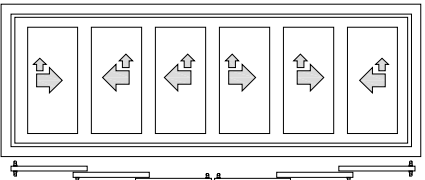
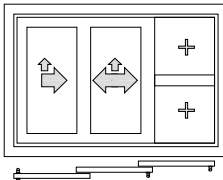
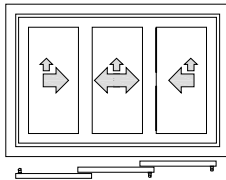


**AÇILIM TİPLERİ**  
OPENING STYLES

**2 KANATLI**  
2 SASHES



**3 KANATLI**  
3 SASHES

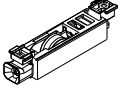
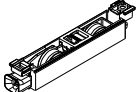
















# S45-T YALITIMLI SÜRME SERİ

## S45 -T INSULATED SLIDING SERIES

AÇILIM MEKANİZMALARİ  
OPENING MECHANISMS

	KALDIR & SÜR SİSTEMİ LIFT & SLIDE SYSTEM				SÜRME SİSTEMİ SLIDE SYSTEM			
	DOOR L&S	WINDOW L&S	DOOR L&S	WINDOW L&S	DOOR SLIDE	WINDOW SLIDE	DOOR SLIDE	WINDOW SLIDE
<b>S-801</b> Ayarlı rulman 80kg Carrera 1 adjustable pulleyes 						X		X
<b>S-802</b> Ayarlı rulman 160 kg Carrera 2 adjustable pulleyes 					X		X	
<b>S-803</b> Kaldır-sür rulman tk. 80 kg Kit pulleys lift&slide 		X		X				
<b>S-804</b> Kaldır-sür rulman tk. 160 kg Kit pulleys lift&slide 	X		X					
<b>S-805</b> Brio plus anahtarlı havuz kol Brio plus handle with lock 					X	X	X	X
<b>S-806</b> Prima eksenel kol Prima handle 					X	X	X	X
<b>S-807</b> Prima eksenel kol Prima handle 	X	X	X	X	X	X	X	X
<b>S-808</b> Martellina kol mekanizması Mechanism for martellina handle 	X	X	X	X	X	X	X	X
<b>S-809</b> Anahtar kilitle mekanizması Lock with key 	X	X	X	X	X	X	X	X
<b>S-810</b> Gos-s t.rex kapama tk. Closing kit for gos-s t.rex 	X	X	X	X	X	X	X	X
<b>S-811</b> Çarpma takozu kaldır-sür Shock absorber lift for l&s system 	X	X	X	X				
<b>S-812</b> Çarpma takozu klasik sürme Shock absorber no-lift for slide system 	X	X			X	X	X	X
<b>S-813</b> Kol-tij bağl. Handle connection 					X	X	X	X
<b>S-814</b> Gümme kol-tij bağl. Embedding handle connection 					X	X	X	X

# S45-T YALITIMLI SÜRME SERİ

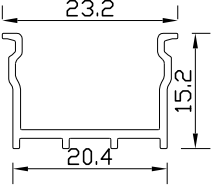
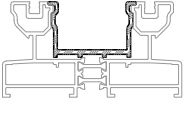
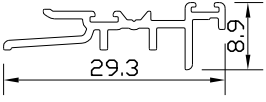
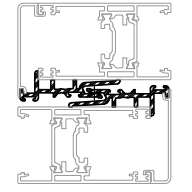
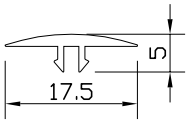
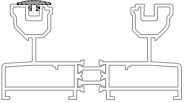
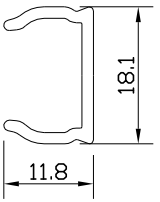
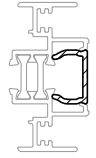
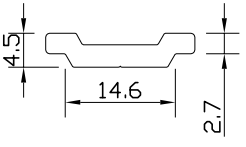

## S45 -T INSULATED SLIDING SERIES

AÇILIM MEKANİZMALARI  
OPENING MECHANISMS

	KALDIR & SÜR SİSTEMİ LIFT & SLIDE SYSTEM				SÜRME SİSTEMİ SLIDE SYSTEM			
	DOOR L&S	WINDOW L&S	DOOR L&S	WINDOW L&S	DOOR SLIDE	WINDOW SLIDE	DOOR SLIDE	WINDOW SLIDE
<b>S-815</b> Sürme kanat birl. izolasyon tk. Central plugs kit for sliding					X	X	X	X
<b>S-816</b> Kanat sabitleme tk. Fixed sash kit		X	X	X	X	X	X	X
<b>S-817</b> Kanat köşe pvc birl. aparatı Sash corner connect		X	X	X	X	X	X	X
<b>S-817-1</b> Kanat köşe pvc birl. aparatı Sash corner connect		X	X	X	X	X	X	X
<b>S-818</b> Pvc kapak Pvc cover		X	X	X	X	X	X	X
<b>S-819</b> Kaldır-sür kanat birl. izolasyon tk. Central plugs kit for l & s		X	X	X	X	X	X	X
<b>S-820</b> Kasa pr. köşe bağl. aparatı Frame corner assamble		X	X	X	X	X	X	X
<b>S-821</b> Kanat pr. köşe bağl. aparatı Sash corner assamble		X	X	X	X	X	X	X
<b>S-822</b> Kanat pr. köşe bağl. aparatı Sash corner assamble		X	X	X	X	X	X	X
<b>S-823</b> 180° kaldırma kollu gömme kol l&s handle lever 180		X	X	X	X	X	X	X
<b>S-824</b> Brio plus havuz kol Brio plus handle					X	X	X	X
<b>S-844</b> Çelik ray Stainless steel		X	X	X	X	X	X	X
<b>S-701</b> Tpv Fıtil Tpv gasket		X	X	X	X	X	X	X
<b>S-702</b> Kıl fıtil 7mm brush 7mm		X	X	X	X	X	X	X
<b>S-703</b> Kıl fıtil 12mm brush 12mm		X	X	X	X	X	X	X
<b>S-708</b> Tpe Fıtil Tpe gasket		X	X	X	X	X	X	X

**S45-T YALITIMLI SÜRME SERİ**  
S45 -T INSULATED SLIDING SERIES

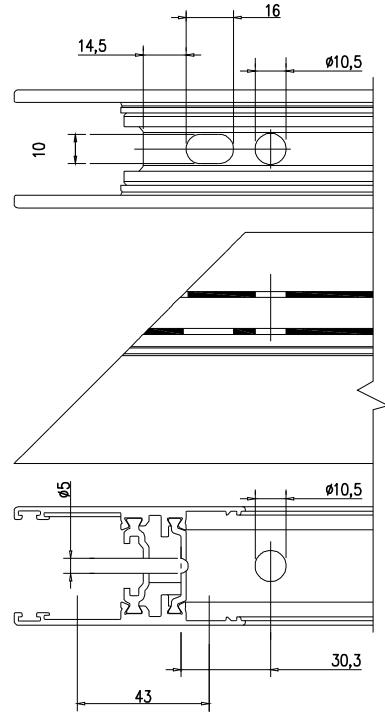
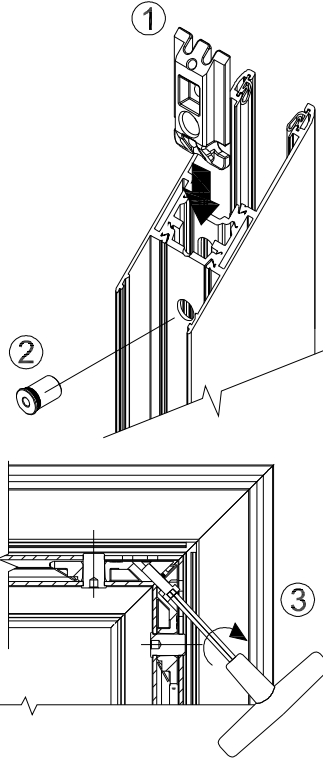
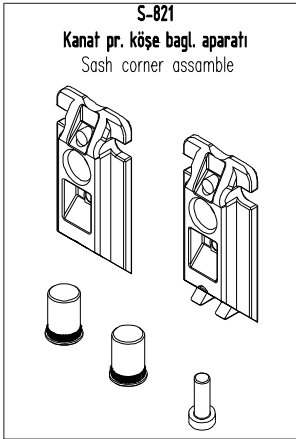
**PVC İZALASYON LİSTESİ**  
PVC İZALATOR LIST

kod code	şekil drawing	tanım description	metraji metre / package	kullanım yeri aplication
S-840		Kanal U kapama pr. (pvc) U izalator (pvc)	6 m	
S-841 (pvc)		Adaptör pr. (pvc) Adapter profile (pvc)	6 m	
S-842 (polyamid)		Adaptör pr. (polyamid) Adapter profile (polyamid)		
S-843		Kapama pr. (pvc) izalator (pvc)	6 m	
S-846		Kapama pr. (pvc) izalator (pvc)	6 m	
S-845		Tij profile (polyamid) Puhhing rod profile (polyamid)	m	

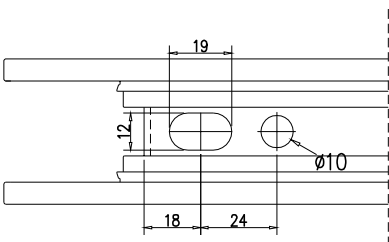
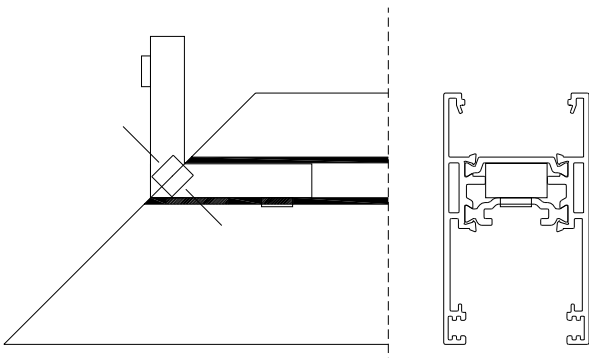
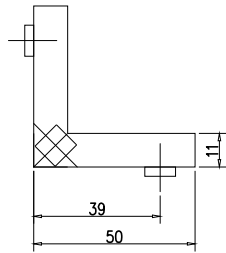
S45-T YALITIMLI SÜRME SERİ  
S45 -T INSULATED SLIDING SERIES

AÇILIM MEKANİZMALARI  
OPENING MECHANISMS

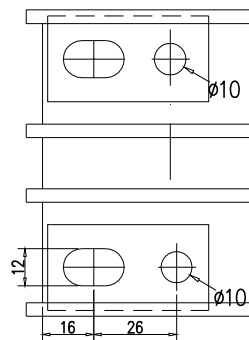
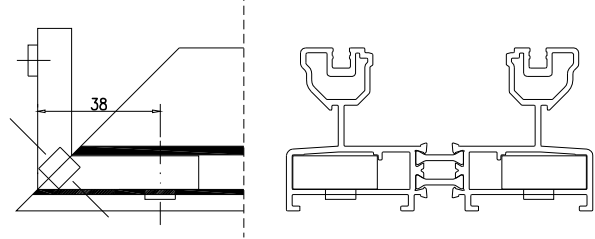
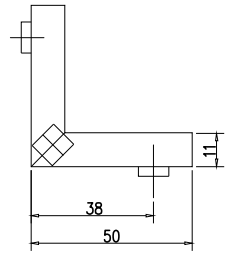
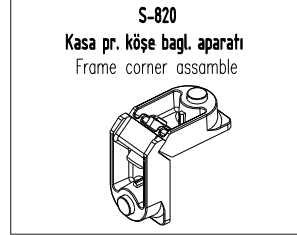
S-821  
Kanat pr. köşe bağl. aparatı  
Sash corner assamble



S-822  
Kanat pr. köşe bağl. aparatı  
Sash corner assamble



S-820  
Kasa pr. köşe bağl. aparatı  
Frame corner assamble

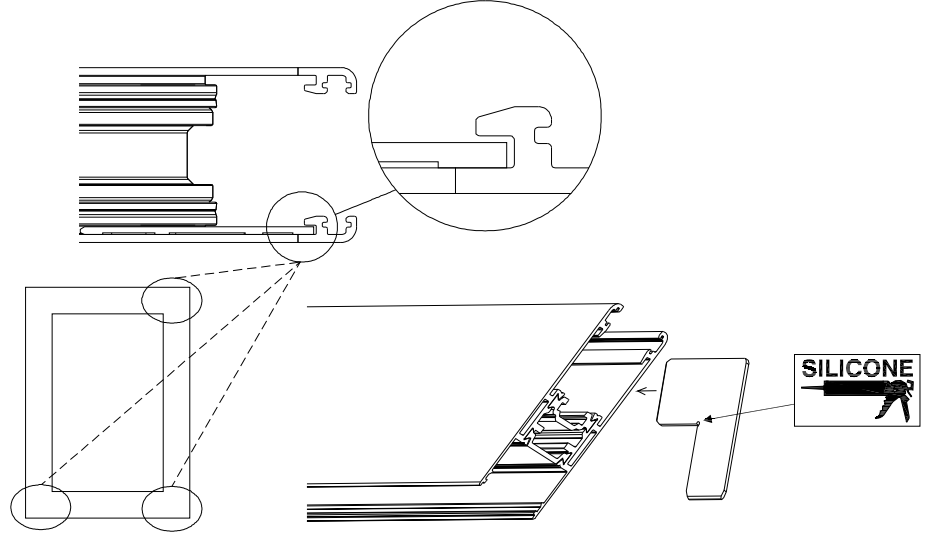
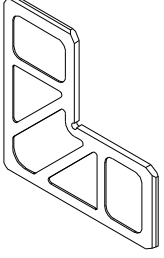


**S45-T YALITIMLI SÜRME SERİ**  
S45 -T INSULATED SLIDING SERIES

**AÇILIM MEKANİZMALARI**  
OPENING MECHANISMS

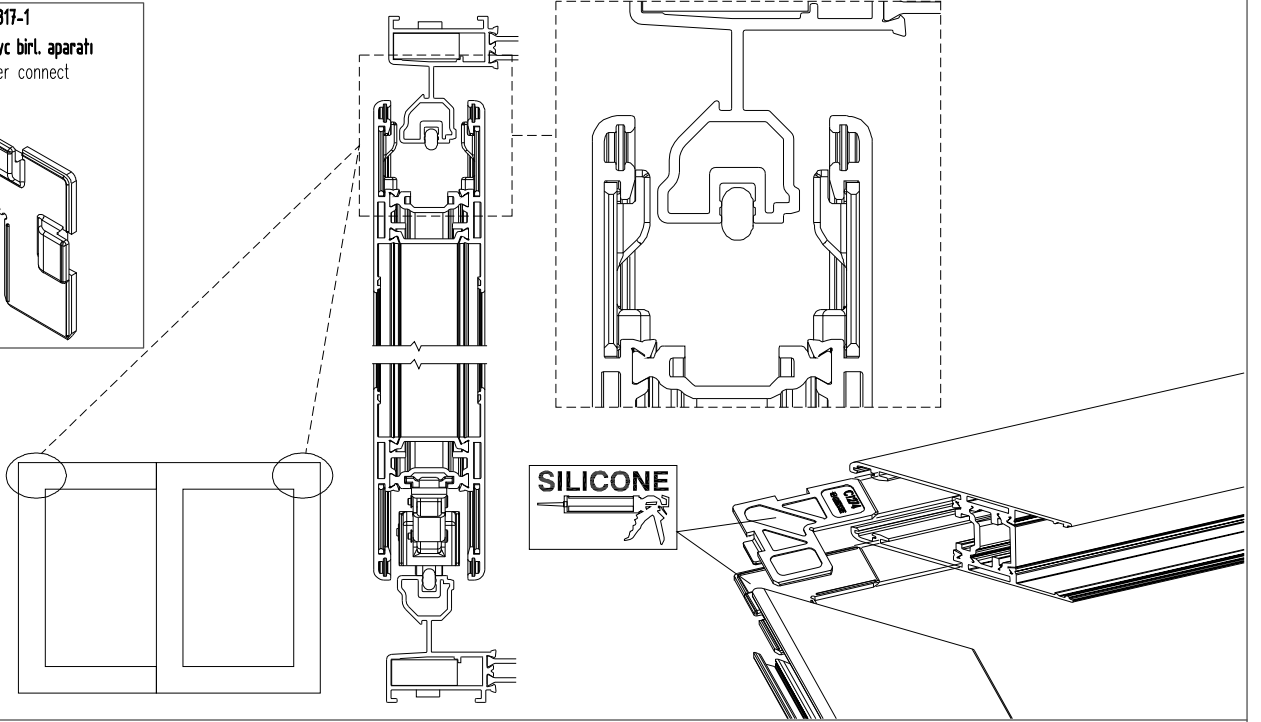
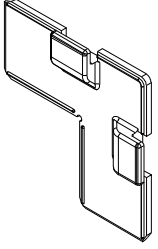
**S-817**

**Kanat köşe pvc birl. aparatı**  
Sash corner connect



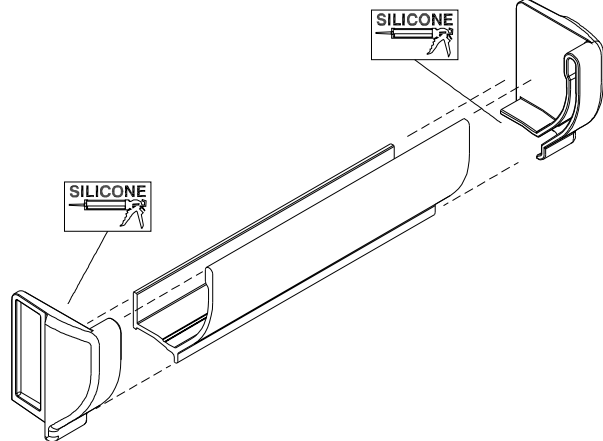
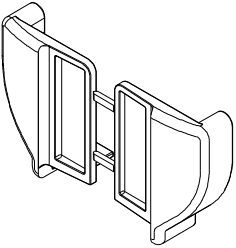
**S-817-1**

**Kanat köşe pvc birl. aparatı**  
Sash corner connect



**S-818**

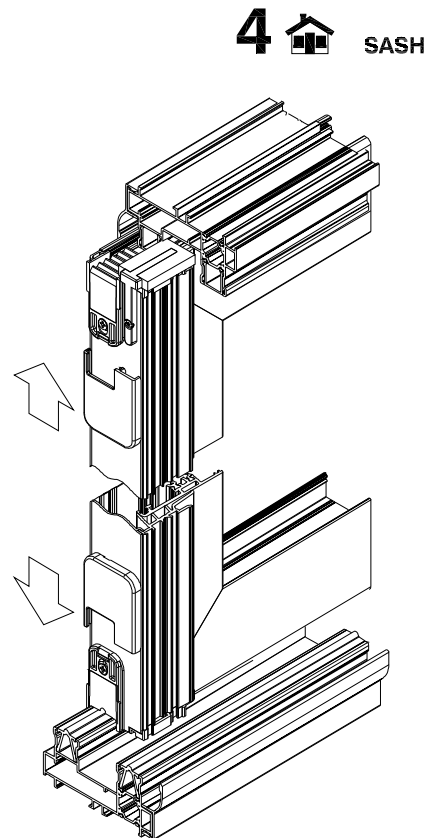
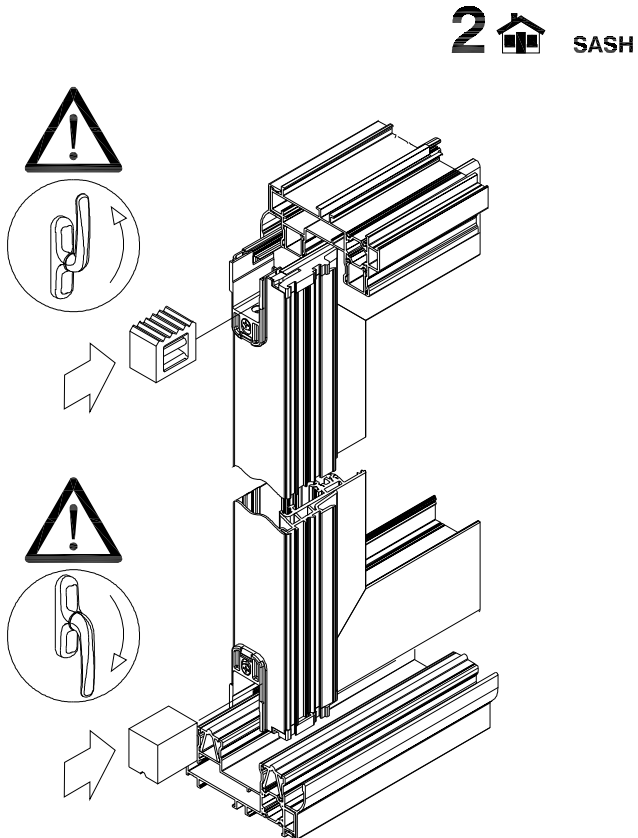
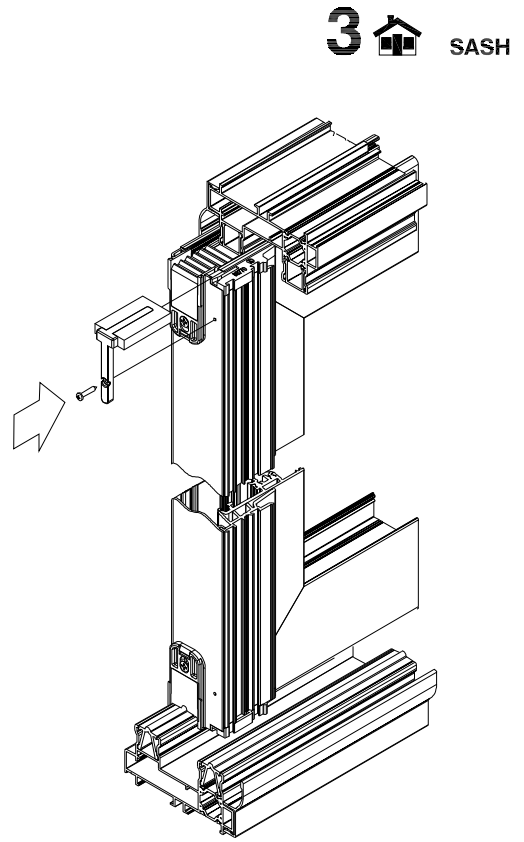
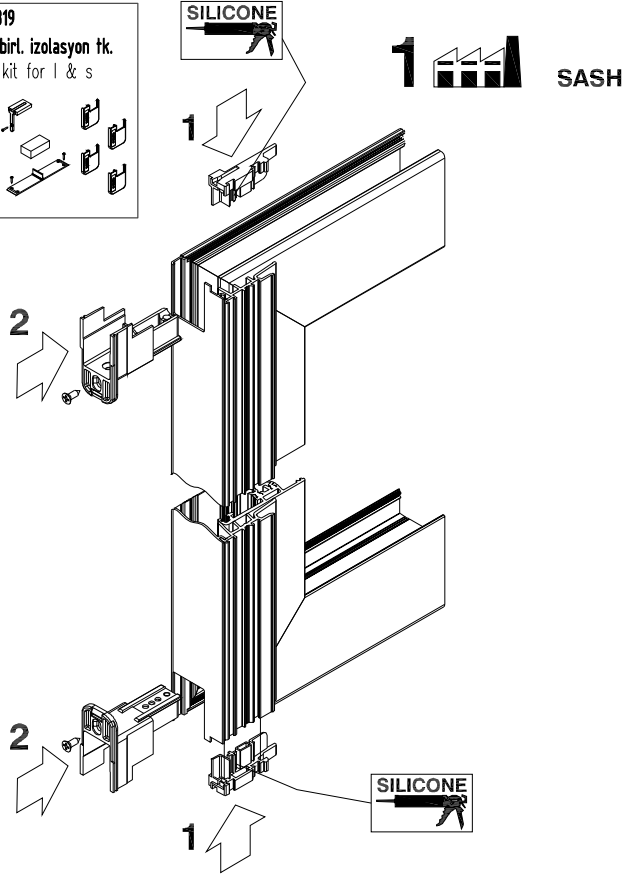
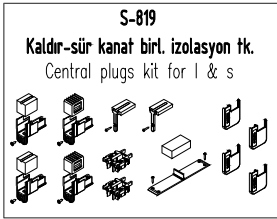
**Pvc kapak**  
Pvc cover





S45-T YALITIMLI SÜRME SERİ  
S45 -T INSULATED SLIDING SERIES

AÇILIM MEKANİZMALARI  
OPENING MECHANISMS

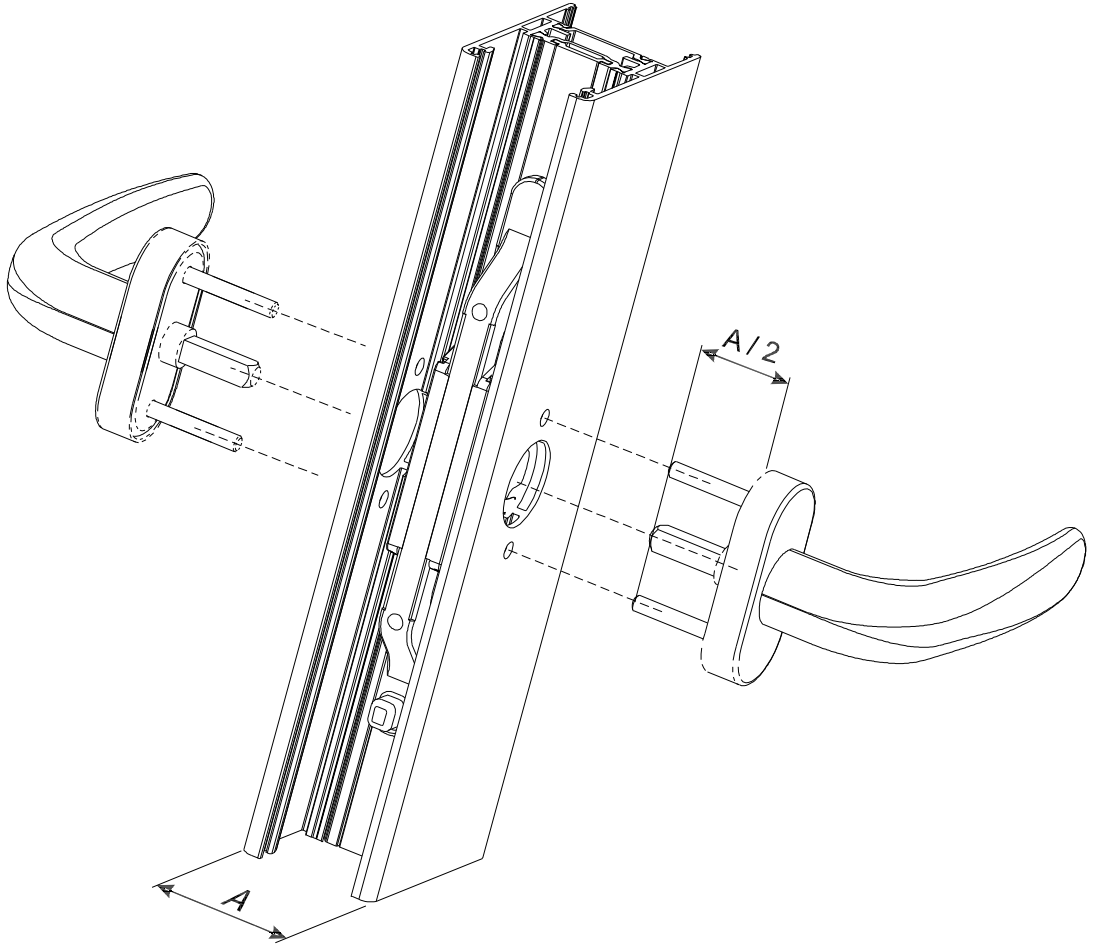


S45-T YALITIMLI SÜRME SERİ  
S45 -T INSULATED SLIDING SERIES

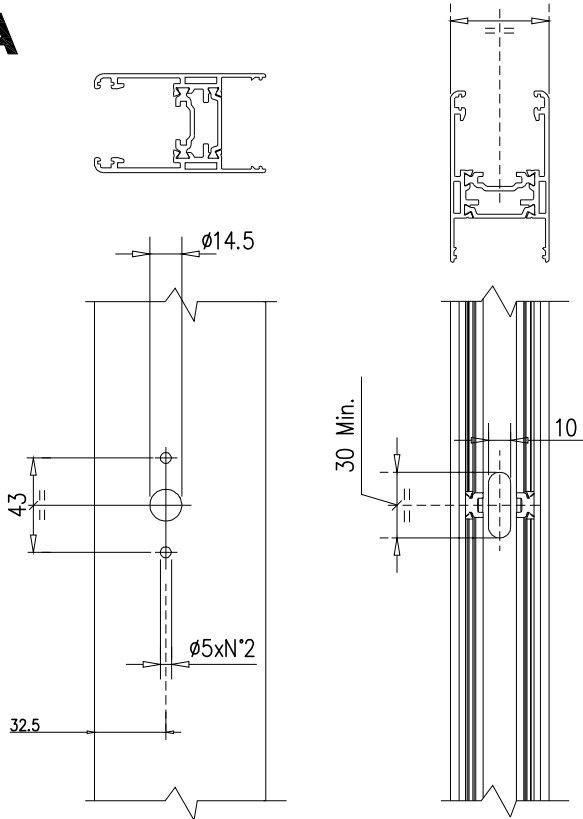
AÇILIM MEKANİZMALARI  
OPENING MECHANISMS

S-807

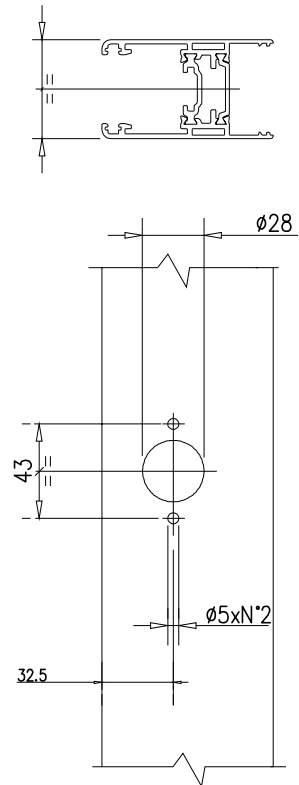
Prima eksenel kol  
Prima handle



**A**



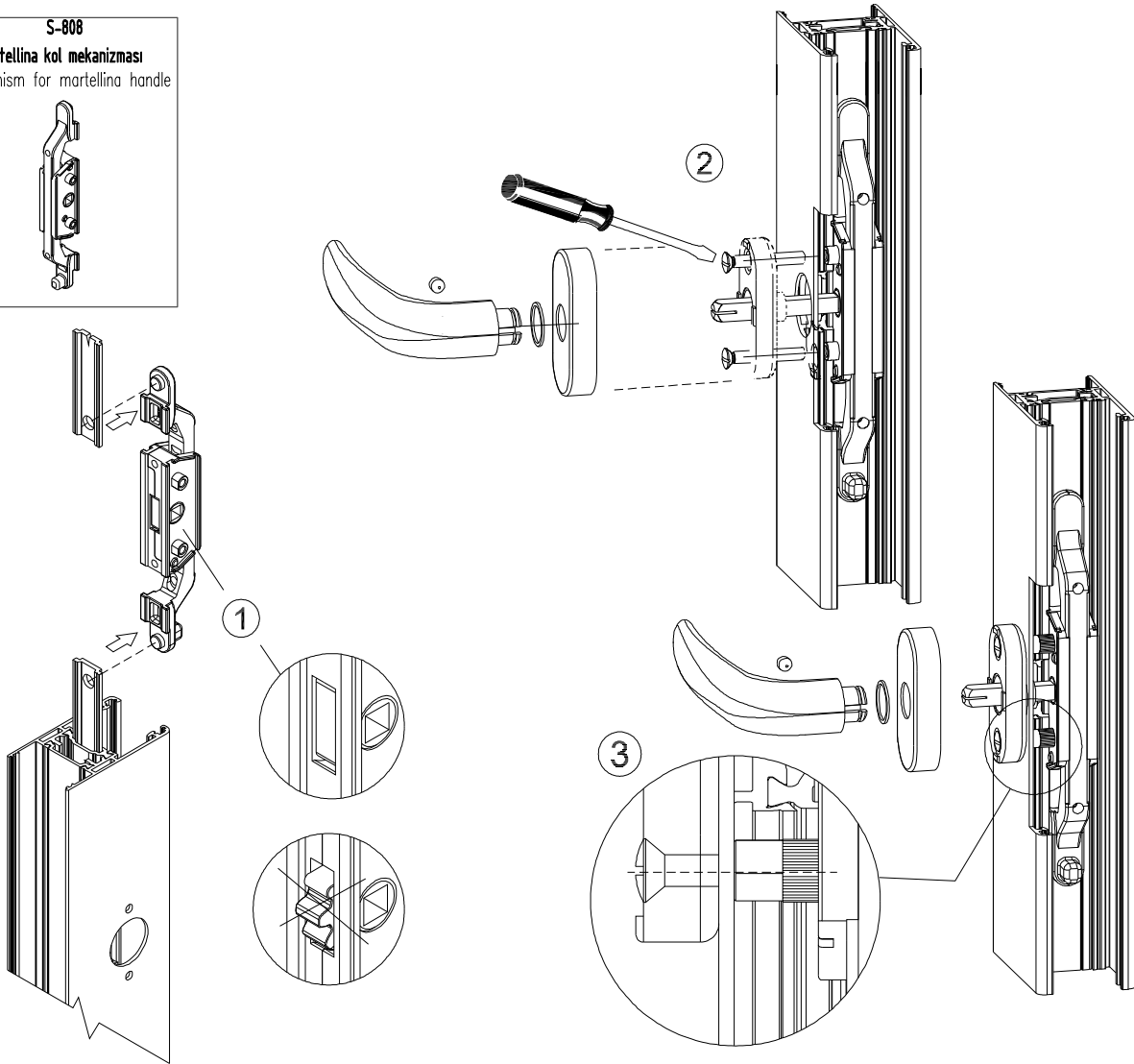
**B**



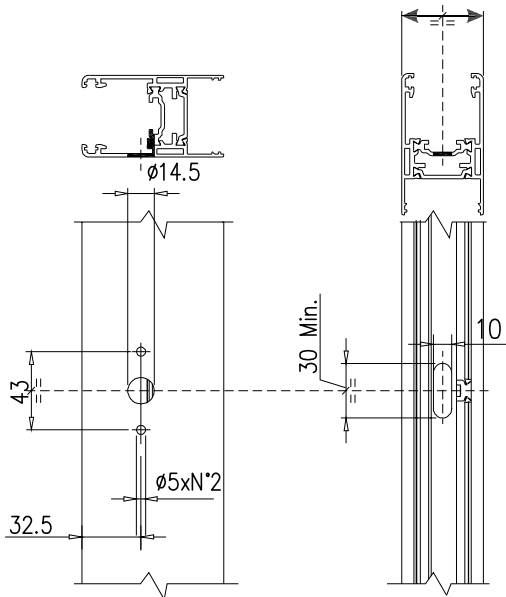


S45-T YALITIMLI SÜRME SERİ  
S45 -T INSULATED SLIDING SERIES

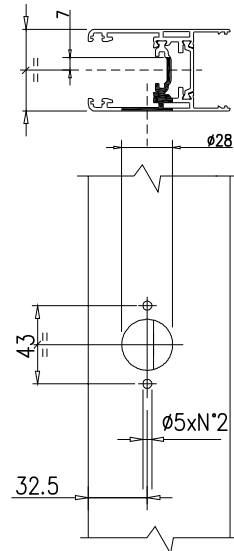
AÇILIM MEKANİZMALARI  
OPENING MECHANISMS



**A**



**B**

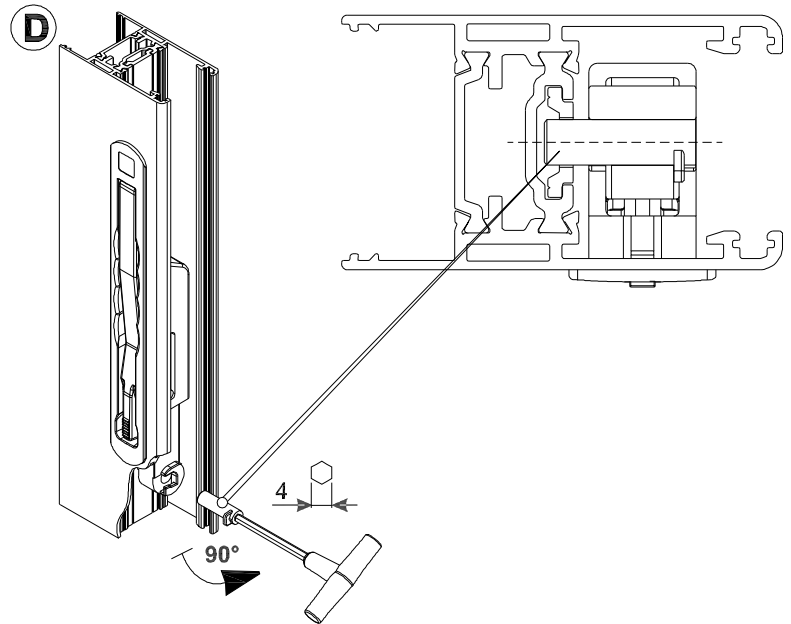
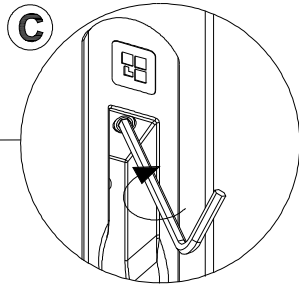
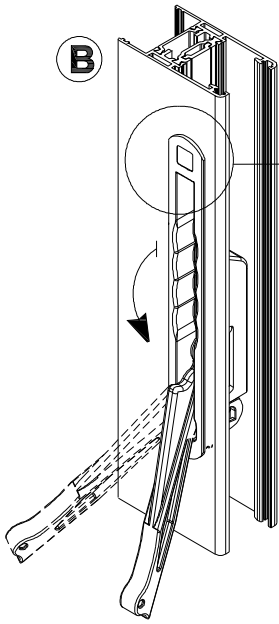
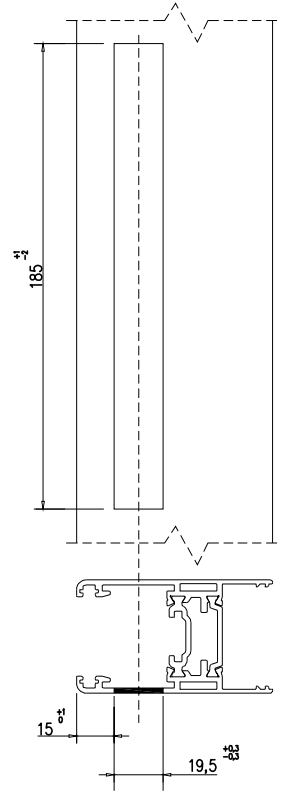
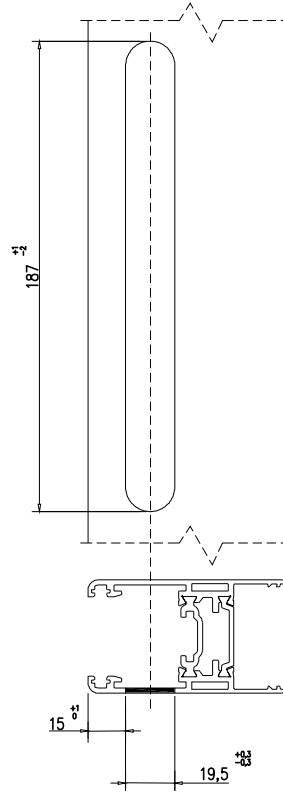
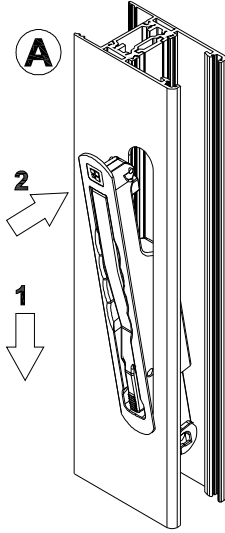
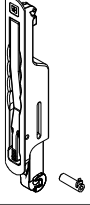


S45-T YALITIMLI SÜRME SERİ  
S45 -T INSULATED SLIDING SERIES

AÇILIM MEKANİZMALARI  
OPENING MECHANISMS

S-823

180° kaldırma kolu gömme kol  
l&s handle lever 180°



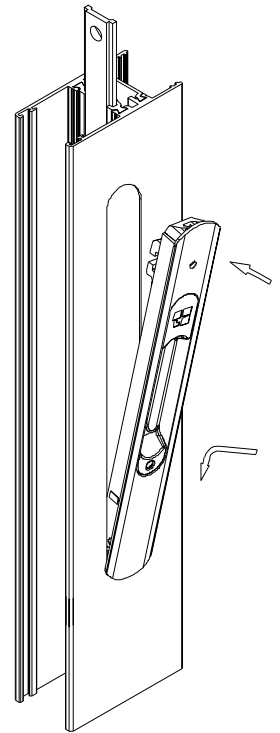
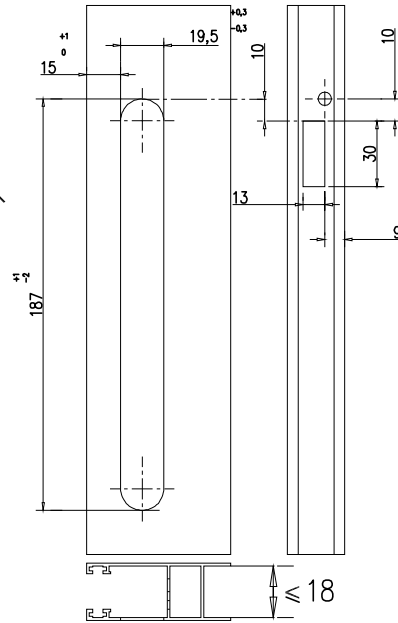
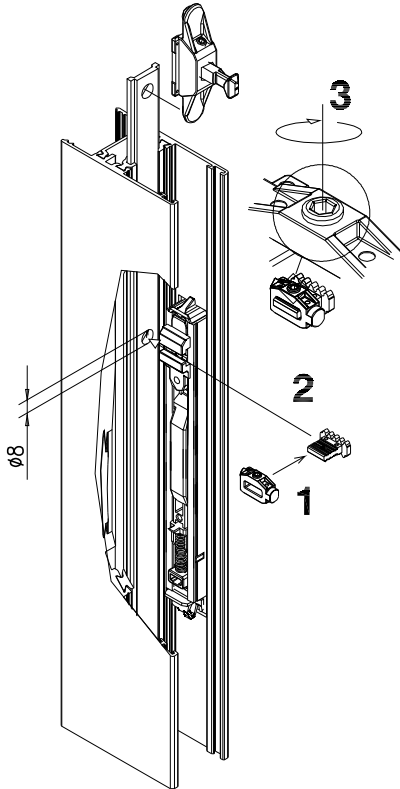
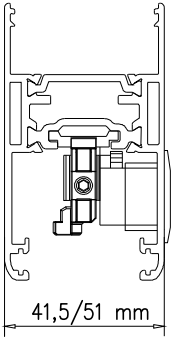
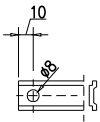
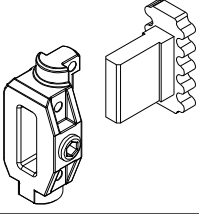
S45-T YALITIMLI SÜRME SERİ  
S45 -T INSULATED SLIDING SERIES

AÇILIM MEKANİZMALARI  
OPENING MECHANISMS

S-814

Gömme kol-tij bağl.

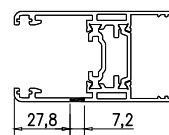
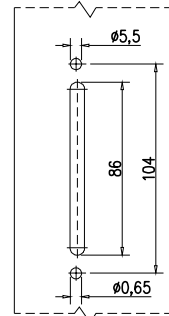
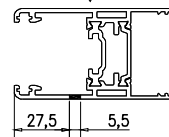
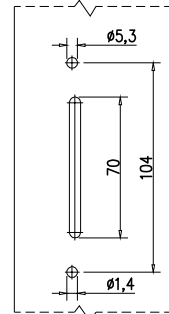
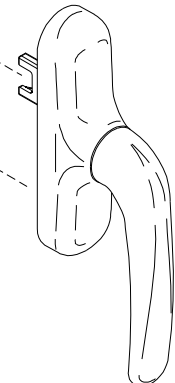
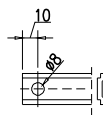
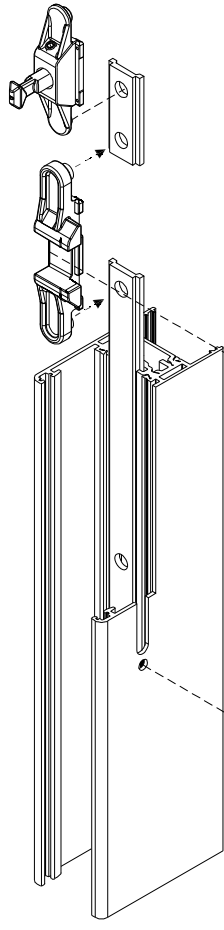
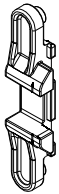
Embedding handle connection



S-813

Kol-tij bağl.

Handle connection

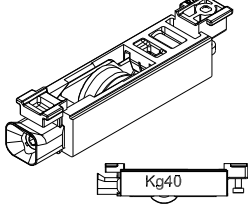


S45-T YALITIMLI SÜRME SERİ  
S45 -T INSULATED SLIDING SERIES

AÇILIM MEKANİZMALARI  
OPENING MECHANISMS

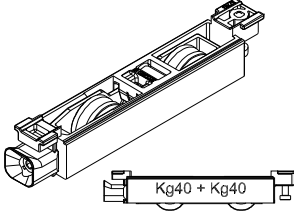
S-801

Ayarlı rulman 80kg  
Carrera 1 adjustable pulley

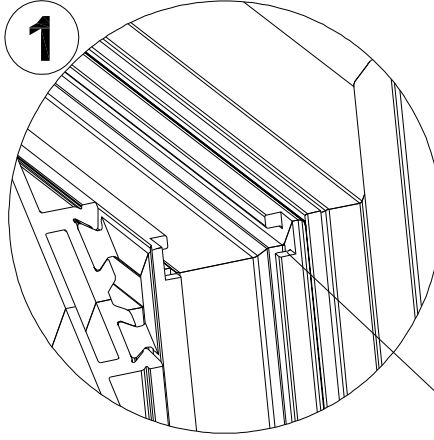


S-802

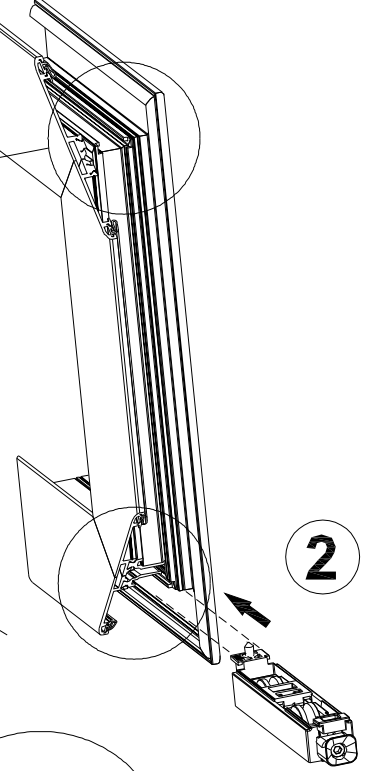
Ayarlı rulman 160 kg  
Carrera 2 adjustable pulley



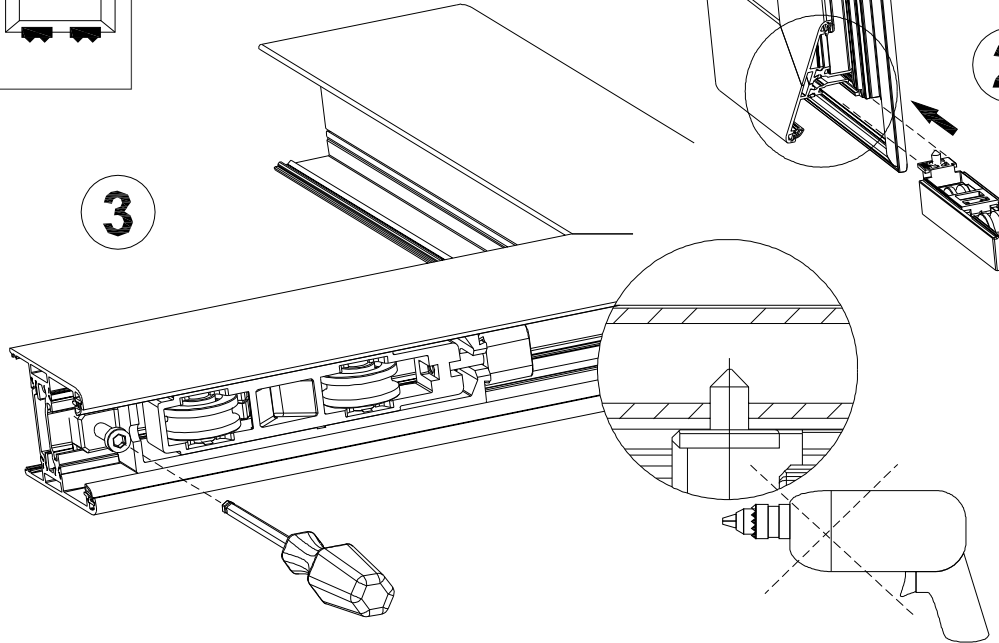
1



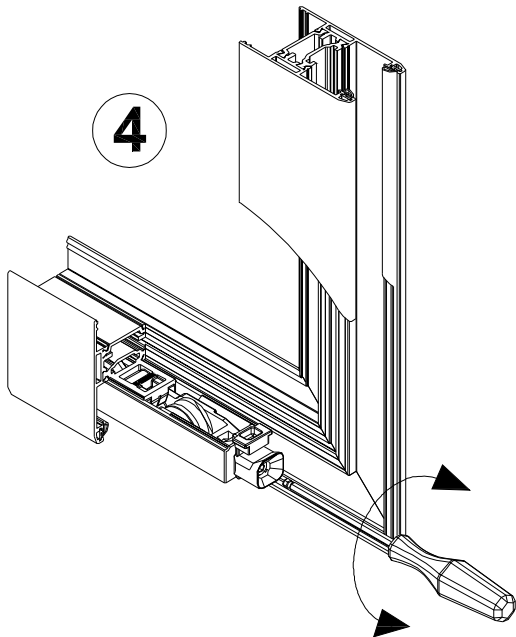
2



3



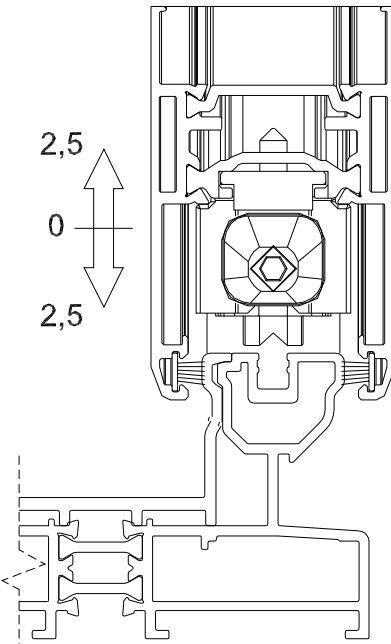
4



2,5

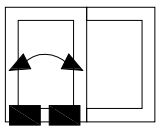
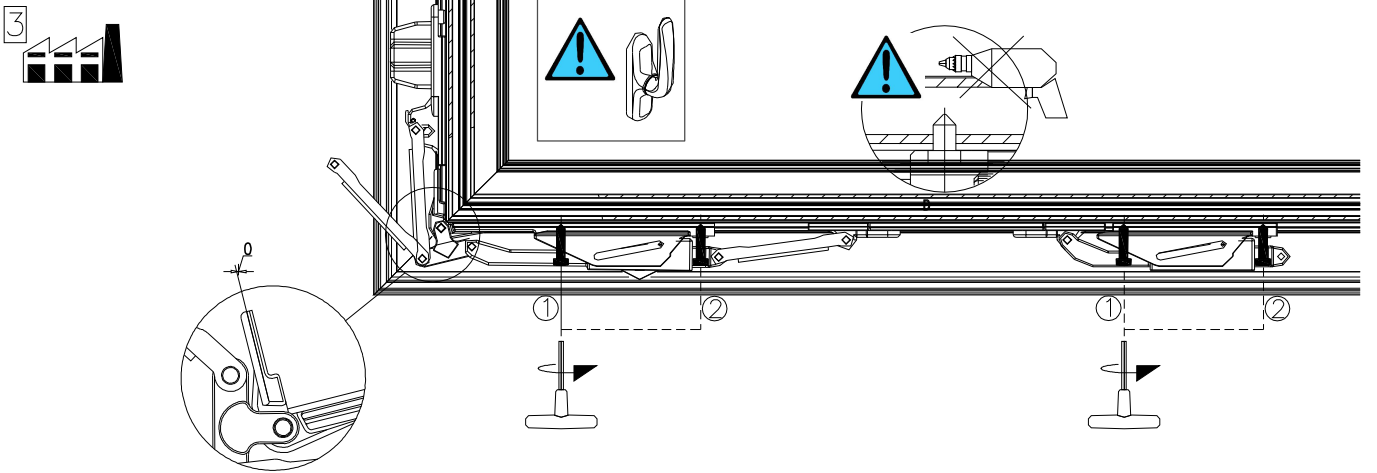
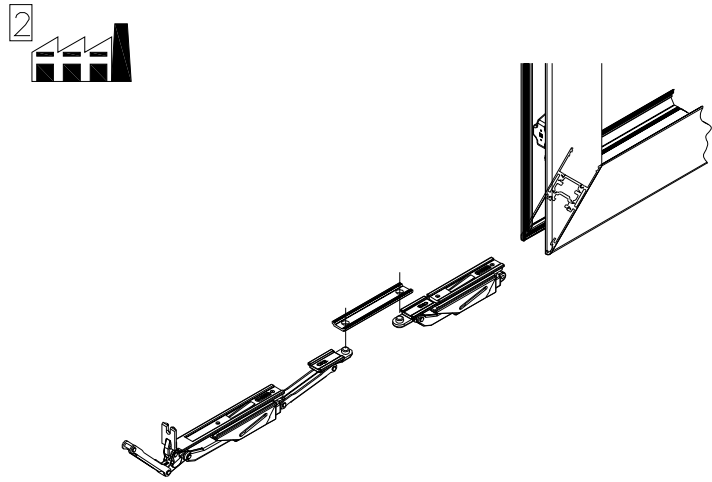
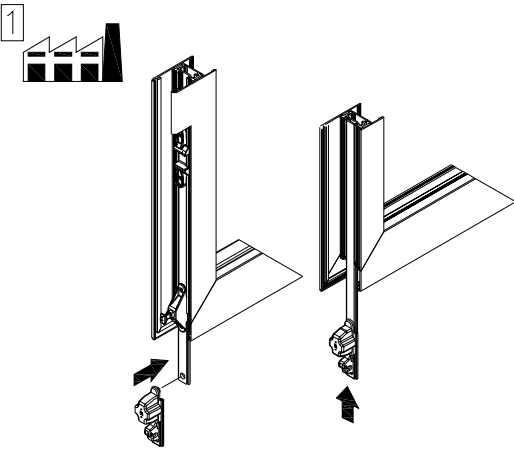
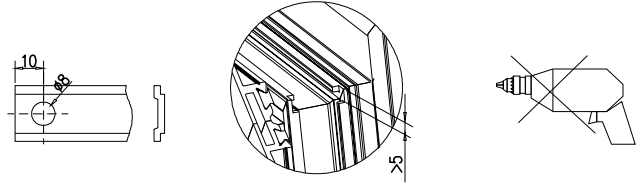
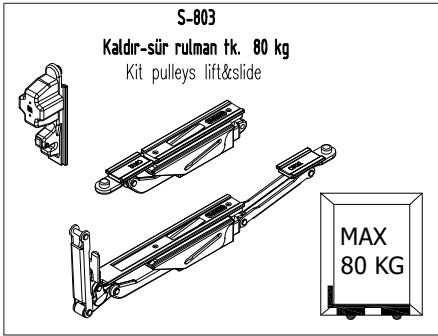
0

2,5

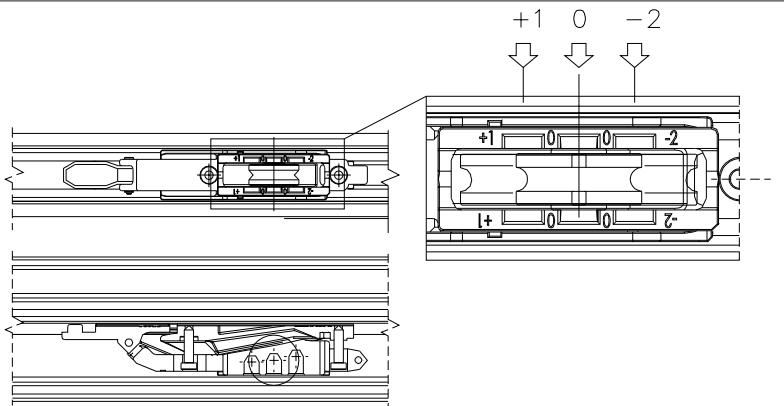
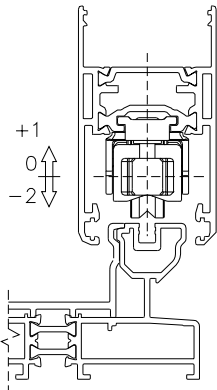


S45-T YALITIMLI SÜRME SERİ  
S45 -T INSULATED SLIDING SERIES

AÇILIM MEKANİZMALARINI  
OPENING MECHANISMS

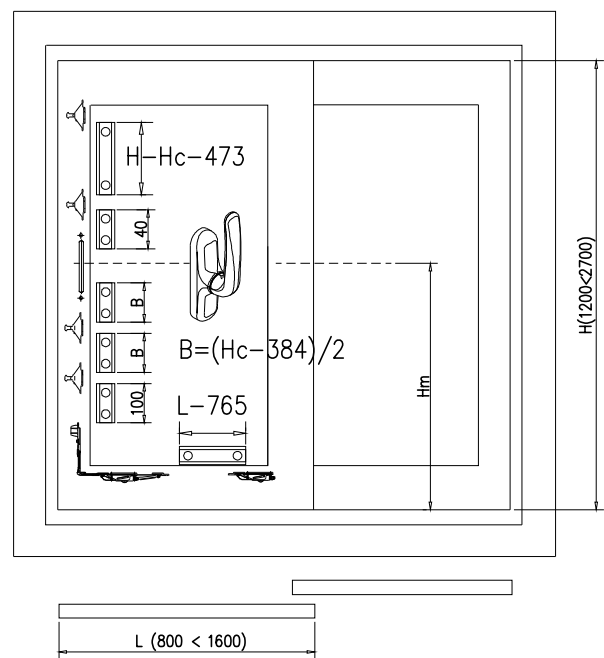
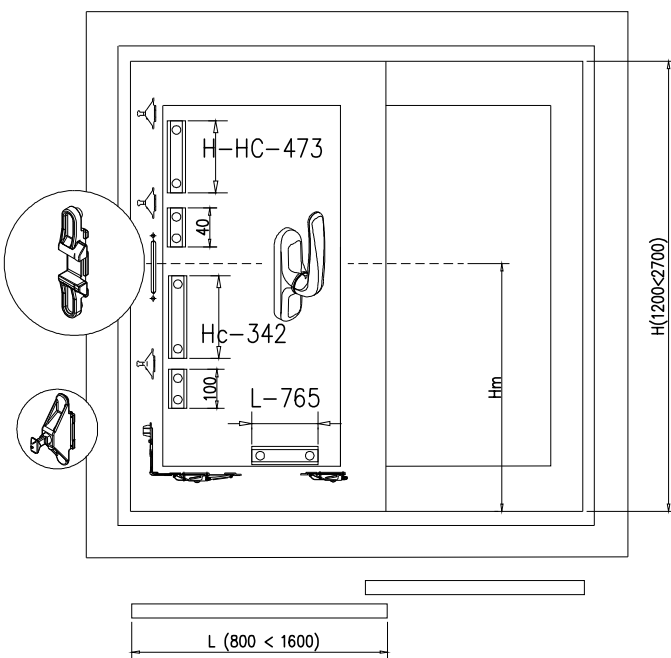
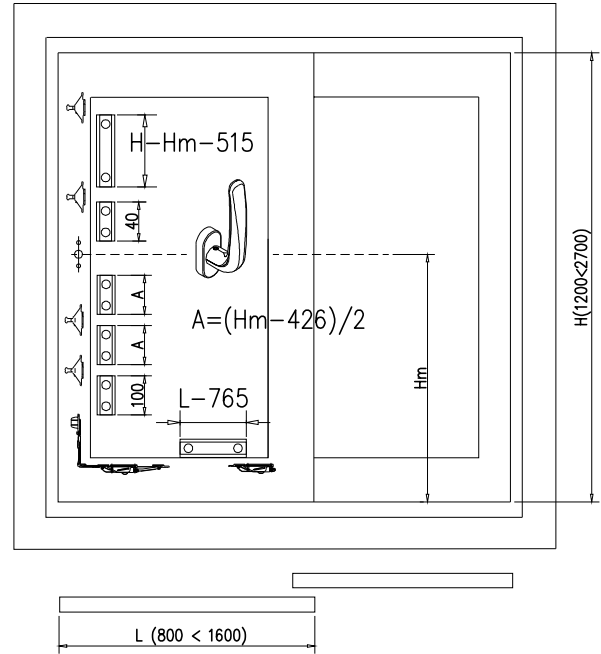
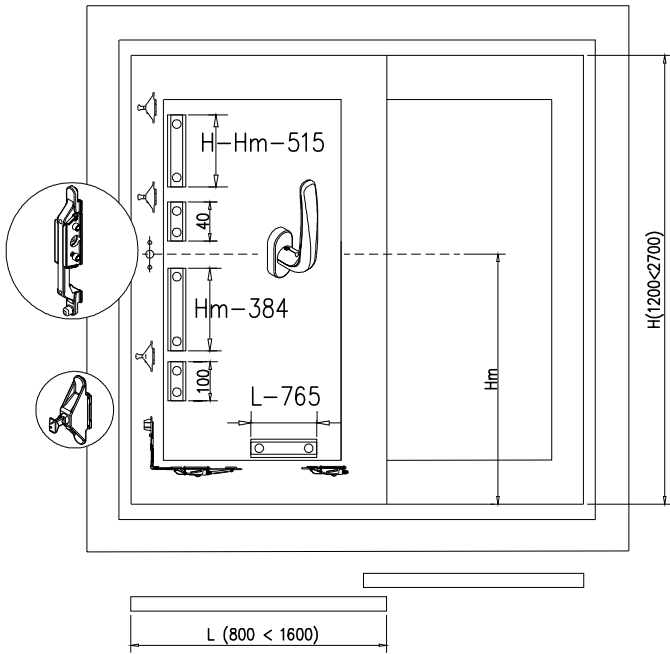


+1  
0  
-2



S45-T YALITIMLI SÜRME SERİ  
S45 - T INSULATED SLIDING SERIES

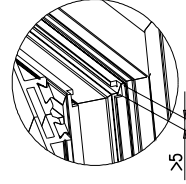
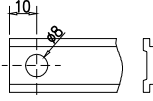
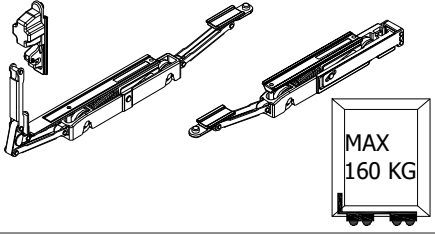
AÇILIM MEKANİZMALARI  
OPENING MECHANISMS



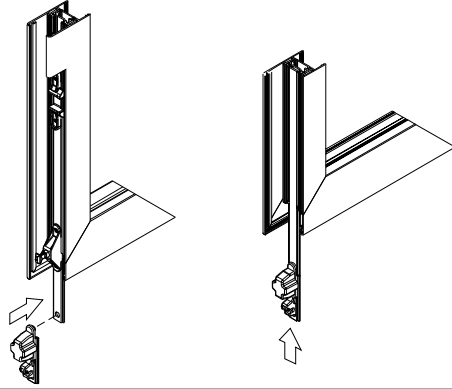
S45-T YALITIMLI SÜRME SERİ  
S45 -T INSULATED SLIDING SERIES

AÇILIM MEKANİZMALARI  
OPENING MECHANISMS

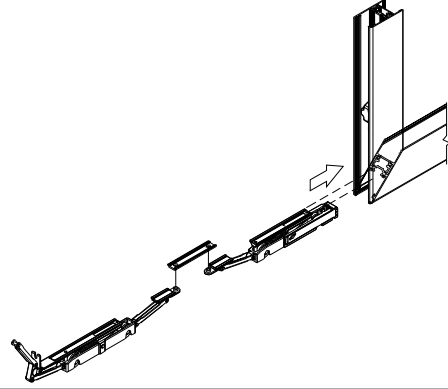
S-804  
Kaldır-sür rulman tk. 160 kg  
Kit pulleys lift&slide



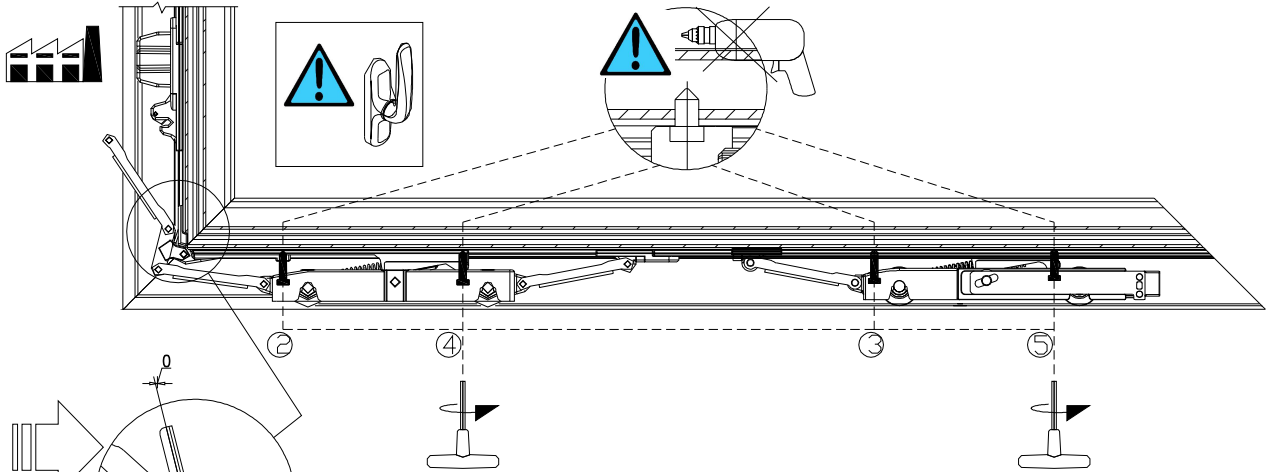
1



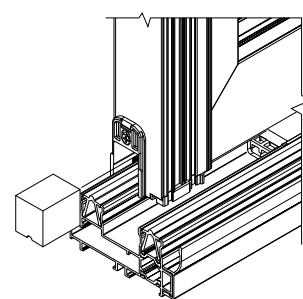
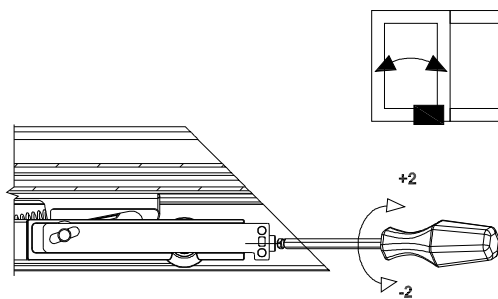
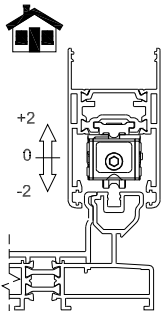
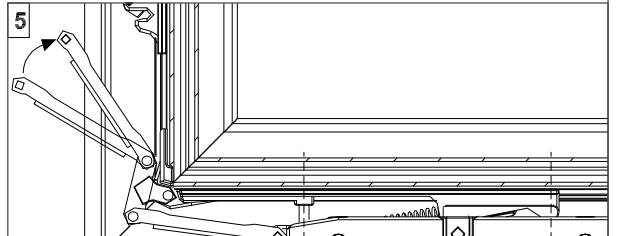
2



3

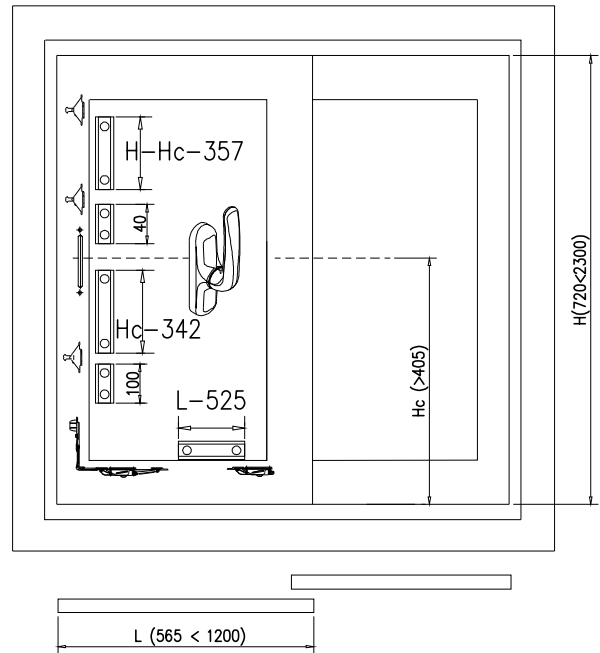
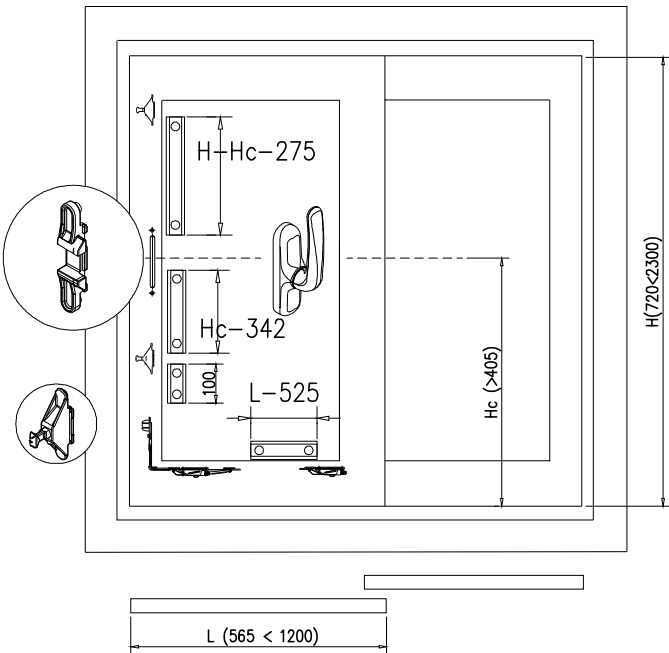
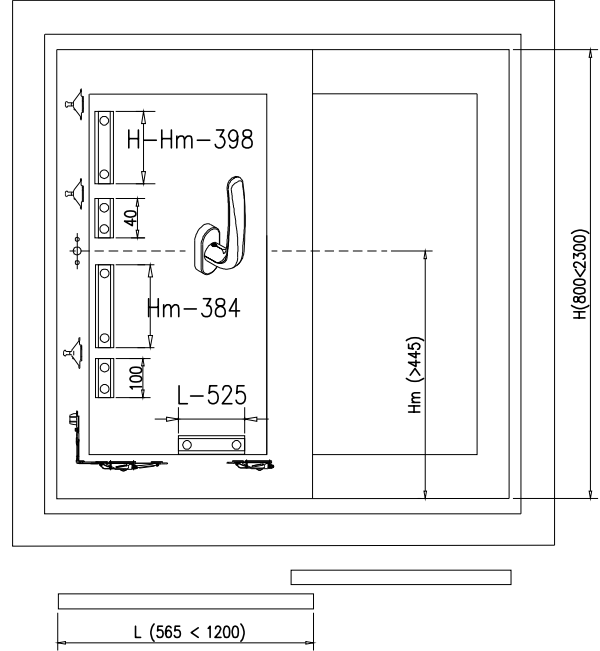
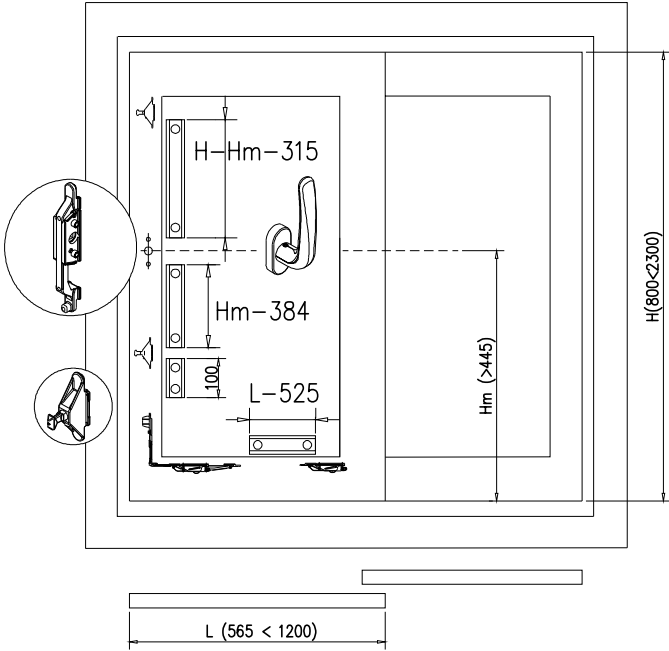


5



S45-T YALITIMLI SÜRME SERİ  
S45 - T INSULATED SLIDING SERIES

AÇILIM MEKANİZMALARI  
OPENING MECHANISMS





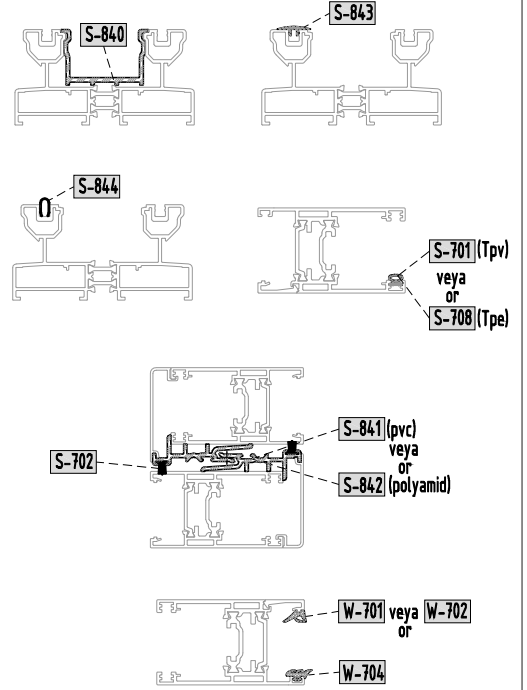
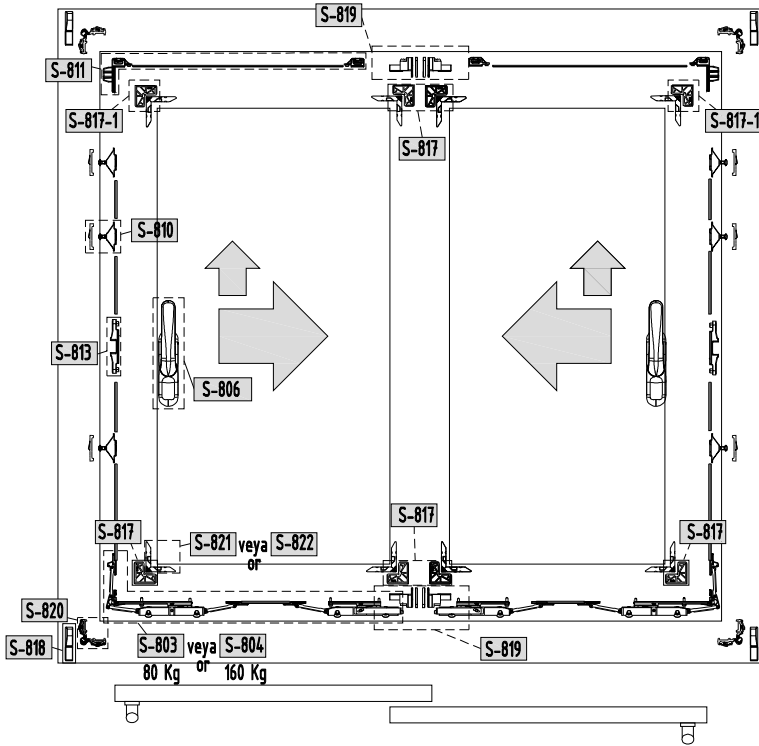




# S45-T YALITIMLI SÜRME SERİ

## S45 -T INSULATED SLIDING SERIES

AÇILIM MEKANİZMALARI  
OPENING MECHANISMS



Kod Code	Tanım Description	Miktar Quantity
S-810	Gos-s t.rex kapama tk. Closing kit for gos-s t.rex	6
S-806	Prima aksenal kol Prima handle	2
S-803 veya / or S-804	80 Kg Kaldır-sür rulman tk. Kit pulleys lift&slide 160 Kg	2
S-811	Çarpma takozu kaldır-sür Shock absorber lift for l&s system	2
S-819	Kaldır-sür kanat birl. izolasyon tk. Central plugs kit for l & s	1
S-818	Pvc kapak Pvc cover	2
S-817	Kanat köşe pvc birl. aparatı Sash corner connect	12
S-817-1	Kanat köşe pvc birl. aparatı Sash corner connect	4
S-821 veya / or S-822	Kanat pr. köşe bağl. aparatı Sash corner assamble	8
S-813	Kol-tij bağl. Handle connection	2

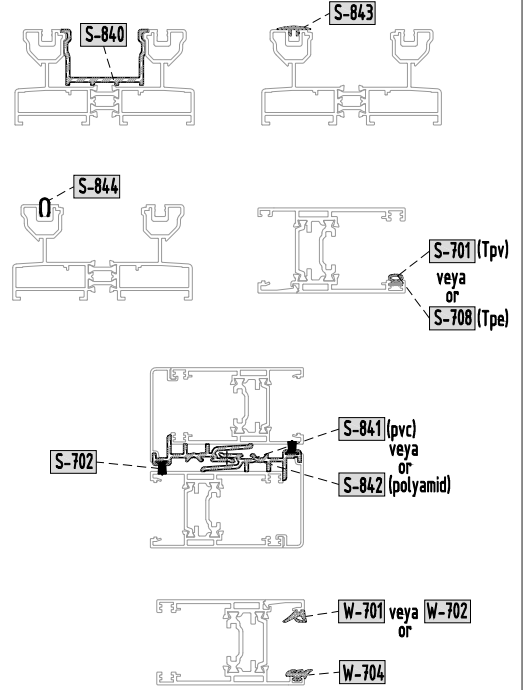
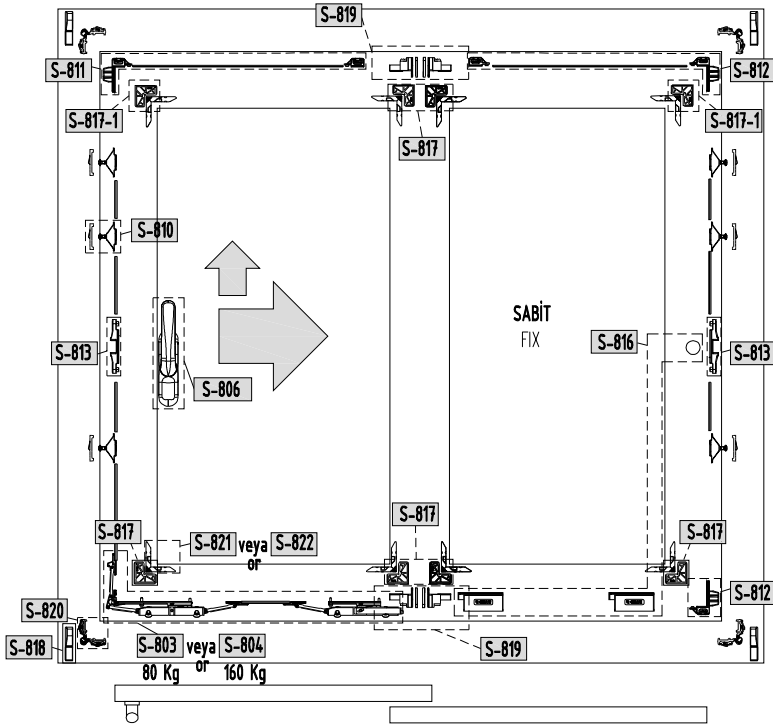
S-820	Kasa pr. köşe bağl. aparatı Frame corner assamble	8
S-840	Pvc profil Pvc profile	mt.
S-843	Pvc profil Pvc profile	mt.
S-841 veya / or S-842	Pvc profil Pvc profile Polyamid profil Polyamid profile	mt.
S-844	Çelik ray Stainles steel	mt.
S-701 veya / or S-708	Tpv Fitol Tpv gasket Tpe Fitol Tpe gasket	mt.
S-702	Fırça Brush	mt.
W-701 veya / or W-702	Epdm fitil Epdm gasket	mt.
W-704	Epdm fitil Epdm gasket	mt.

# S45-T YALITIMLI SÜRME SERİ

## S45 -T INSULATED SLIDING SERIES

### AÇILIM MEKANİZMALARI

#### OPENING MECHANISMS



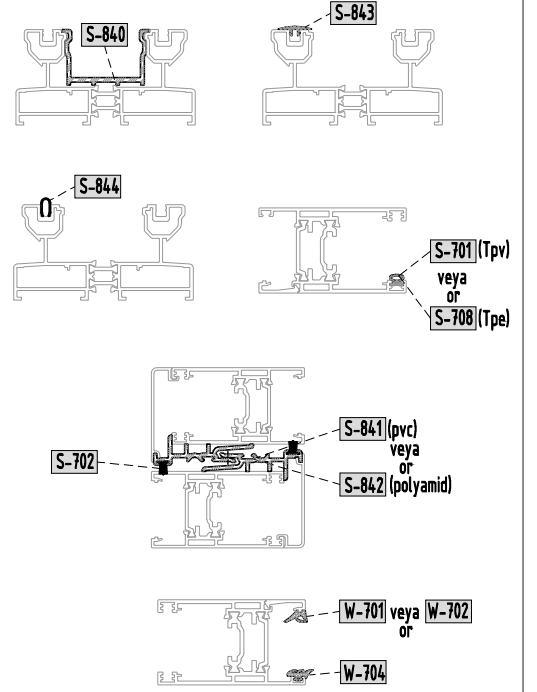
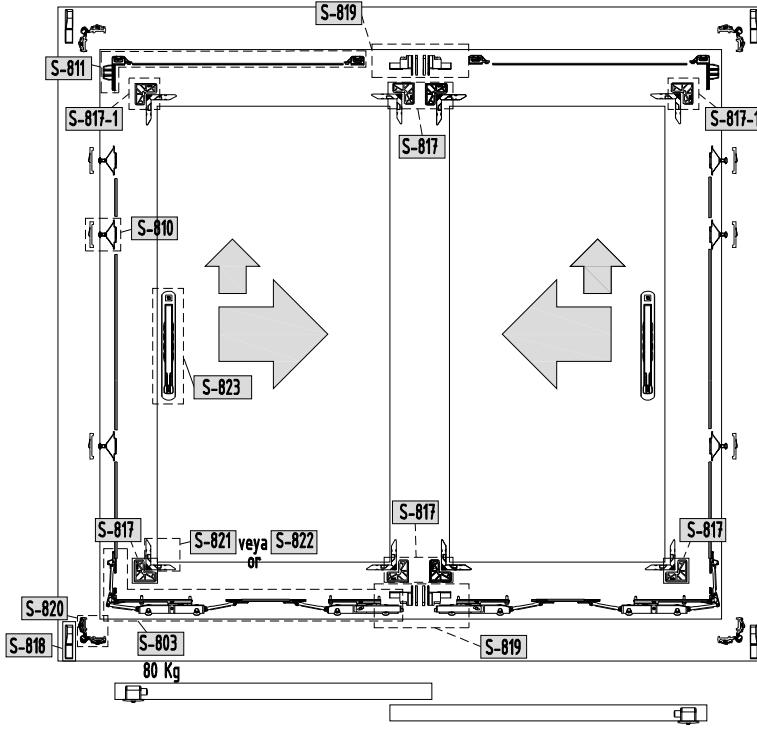
Kod Code	Tanım Description	Miktar Quantity
S-810	Gos-s t.rex kapama tk. Closing kit for gos-s t.rex	6
S-806	Prima aksenal kol Prima handle	1
S-803 veya / or S-804	80 Kg Kaldır-sür rulman tk. Kit pulleys lift&slide 160 Kg	1
S-811	Çarpma takozu kaldır-sür Shock absorber lift for l&s system	2
S-819	Kaldır-sür kanat birl. izolasyon tk. Central plugs kit for l & s	1
S-818	Pvc kapak Pvc cover	2
S-817	Kanat köşe pvc birl. aparatı Sash corner connect	12
S-817-1	Kanat köşe pvc birl. aparatı Sash corner connect	4
S-821 veya / or S-822	Kanat pr. köşe bağl. aparatı Sash corner assamble	8
S-820	Kasa pr. köşe bağl. aparatı Frame corner assamble	8
S-816	Kanat sabitleme tk. Fixed sash kit	1

S-812	Çarpma takozu klasik sürme Shock absorber no-lift for slide system	1
S-813	Kol-fij bağl. Handle connection	2
S-840	Pvc profil Pvc profile	mt.
S-843	Pvc profil Pvc profile	mt.
S-841 veya / or S-842	Pvc profil Pvc profile Polyamid profil Polyamid profile	mt.
S-844	Çelik ray Stainless steel	mt.
S-701 veya / or S-708	Tpvc Fitol Tpvc gasket Tpe Fitol Tpe gasket	mt.
S-702	Fırça Brush	mt.
W-701 veya / or W-702	Epdm fitil Epdm gasket	mt.
W-704	Epdm fitil Epdm gasket	mt.

# S45-T YALITIMLI SÜRME SERİ

## S45 -T INSULATED SLIDING SERIES

AÇILIM MEKANİZMALARI  
OPENING MECHANISMS



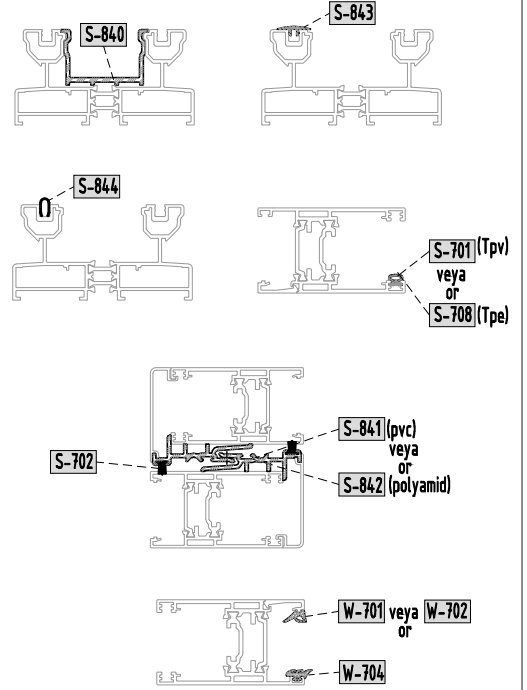
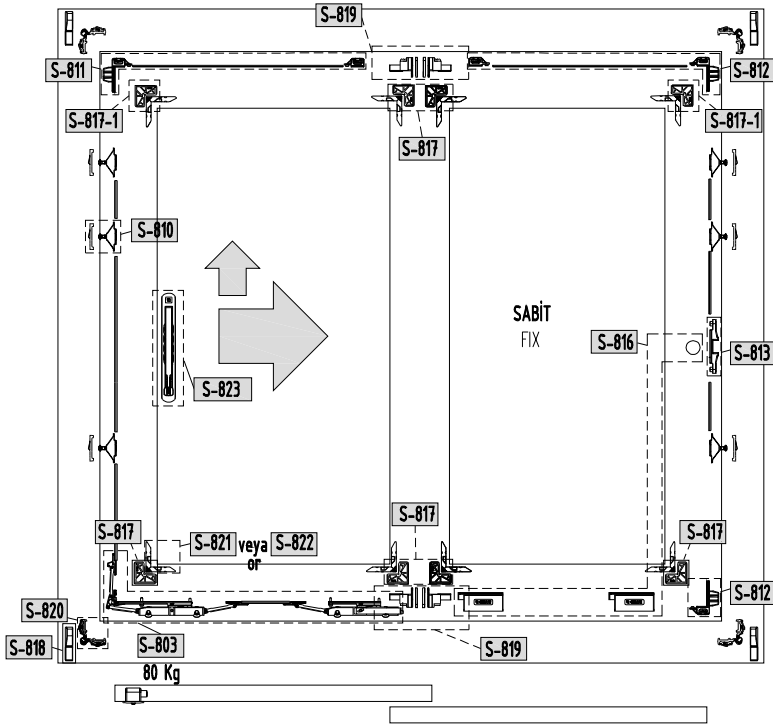
Kod Code	Tanım Description	Miktar Quantity
S-810	Gos-s t.rex kapama tk. Closing kit for gos-s t.rex	6
S-823	180° kaldırma kolu gömme kol l&s handle lever 180°	2
S-803	Kaldır-sür rulman tk. Kit pulleys lift&slide	2
S-811	Çarpma takozu kaldır-sür Shock absorber lift for l&s system	2
S-819	Kaldır-sür kanat birl. izolasyon tk. Central plugs kit for l & s	1
S-818	Pvc kapak Pvc cover	2
S-817	Kanat köşe pvc birl. aparatı Sash corner connect	12
S-817-1	Kanat köşe pvc birl. aparatı Sash corner connect	4
S-821 veya / or S-822	Kanat pr. köşe bağl. aparatı Sash corner assamble	8
S-820	Kasa pr. köşe bağl. aparatı Frame corner assamble	8

S-840	Pvc profil Pvc profile	mt.
S-843	Pvc profil Pvc profile	mt.
S-841 veya / or S-842	Pvc profil Pvc profile Polyamid profil Polyamid profile	mt.
S-844	Çelik ray Stainless steel	mt.
S-701 veya / or S-708	Tpv Fitol Tpv gasket Tpe Fitol Tpe gasket	mt.
S-702	Fırça Brush	mt.
W-701 veya / or W-702	Epdm fitil Epdm gasket	mt.
W-704	Epdm fitil Epdm gasket	mt.

# S45-T YALITIMLI SÜRME SERİ

## S45 -T INSULATED SLIDING SERIES

AÇILIM MEKANİZMALARI  
OPENING MECHANISMS



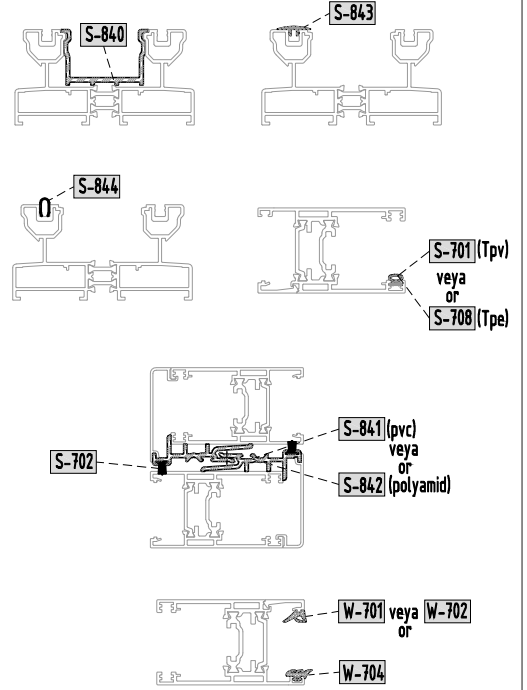
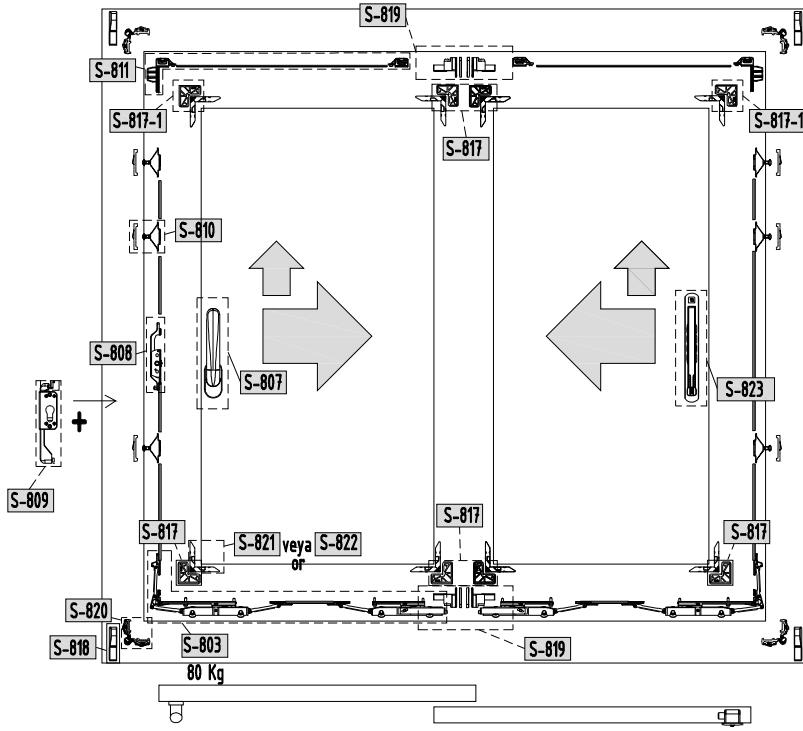
Kod Code	Tanım Description	Miktar Quantity
S-810	Gos-s t.rex kapama tk. Closing kit for gos-s t.rex	6
S-823	180° kaldırma kolu gömme kol l&s handle lever 180°	1
S-803	Kaldır-sür rulman tk. Kit pulleys lift&slide	1
S-811	Çarpma takozu kaldır-sür Shock absorber lift for l&s system	1
S-819	Kaldır-sür kanat birl. izolasyon tk. Central plugs kit for l & s	1
S-818	Pvc kapak Pvc cover	2
S-817	Kanat köşe pvc birl. aparatı Sash corner connect	12
S-817-1	Kanat köşe pvc birl. aparatı Sash corner connect	4
S-821 veya / or S-822	Kanat pr. köşe bağl. aparatı Sash corner assamble	8
S-820	Kasa pr. köşe bağl. aparatı Frame corner assamble	8
S-816	Kanat sabitleme tk. Fixed sash kit	1

S-812	Çarpma takozu klasik sürme Shock absorber no-lift for slide system	1
S-813	Kol-fij bağl. Handle connection	1
S-840	Pvc profil Pvc profile	mt.
S-843	Pvc profil Pvc profile	mt.
S-841 veya / or S-842	Pvc profil Pvc profile Polyamid profil Polyamid profile	mt.
S-844	Çelik ray Stainles steel	mt.
S-701 veya / or S-708	TPv Fitol Tp v gasket Tpe Fitol Tpe gasket	mt.
S-702	Fırça Brush	mt.
W-701 veya / or W-702	Epdm fitil Epdm gasket	mt.
W-704	Epdm fitil Epdm gasket	mt.

# S45-T YALITIMLI SÜRME SERİ

## S45 -T INSULATED SLIDING SERIES

AÇILIM MEKANİZMALARI  
OPENING MECHANISMS



Kod Code	Tanım Description	Miktar Quantity
S-810	Gos-s t.rex kapama tk. Closing kit for gos-s t.rex	6
S-823	180° kaldırma kolu gömme kol l&s handle lever 180°	1
S-807	Prima aksel kol Prima handle	1
S-808	Martellina kol mekanizması Machanism for martellina handle	1
S-803	Kaldır-sür rulman tk. Kit pulleys lift&slide	2
S-811	Çarpma takozu kaldır-sür Shock absorber lift for l&s system	2
S-819	Kaldır-sür kanat birl. izolasyon tk. Central plugs kit for l & s	1
S-818	Pvc kapak Pvc cover	2
S-817	Kanat köşe pvc birl. aparatı Sash corner connect	12
S-817-1	Kanat köşe pvc birl. aparatı Sash corner connect	4
S-821 veya / or S-822	Kanat pr. köşe bağl. aparatı Sash corner assamble	8

S-820	Kasa pr. köşe bağl. aparatı Frame corner assamble	8
S-840	Pvc profil Pvc profile	mt.
S-843	Pvc profil Pvc profile	mt.
S-841 veya / or S-842	Pvc profil Pvc profile Polyamid profil Polyamid profile	mt.
S-844	Çelik ray Stainles steel	mt.
S-702	Fırça Brush	mt.
W-701 veya / or W-702	Epdm fitil Epdm gasket	mt.
W-704	Epdm fitil Epdm gasket	mt.

+

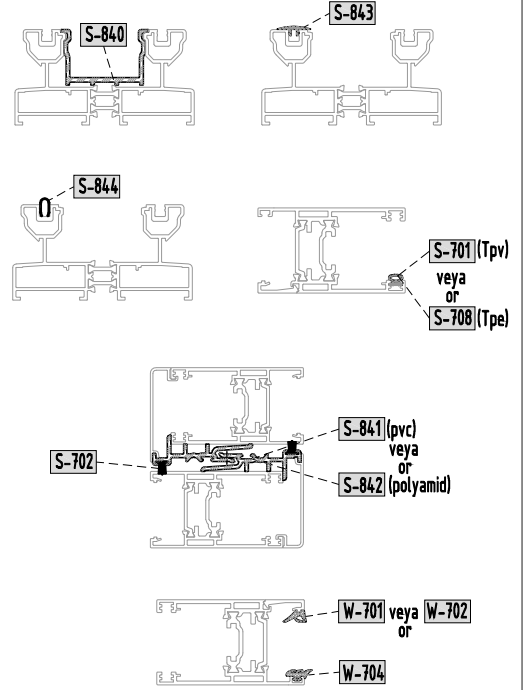
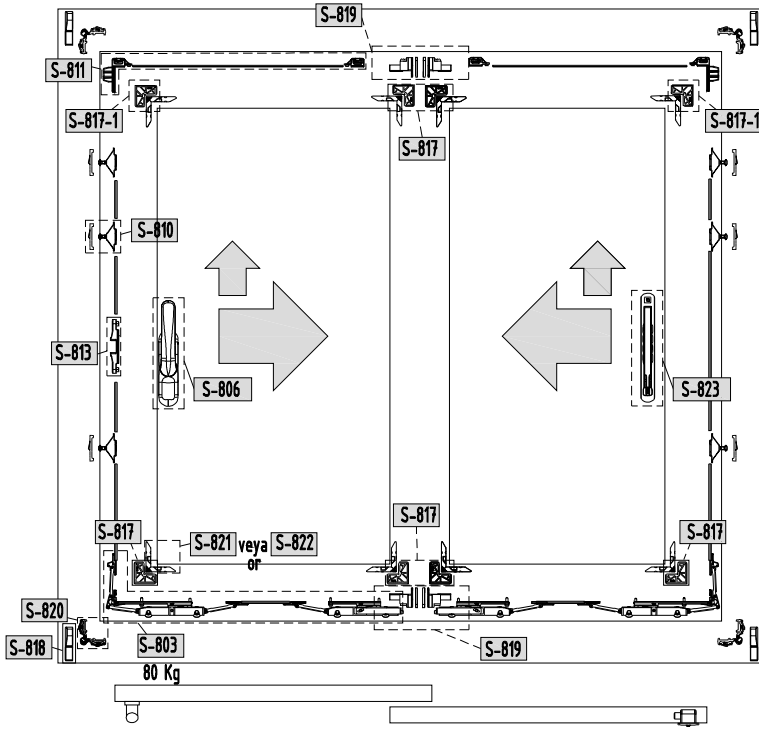
S-809	Anahtar kilit mekanizması Lock with key	1
-------	--	---

# S45-T YALITIMLI SÜRME SERİ

## S45 -T INSULATED SLIDING SERIES

### AÇILIM MEKANİZMALARI

#### OPENING MECHANISMS



Kod Code	Tanım Description	Miktar Quantity
S-810	Gos-s t.rex kapama tk. Closing kit for gos-s t.rex	6
S-823	180° kaldırma kolu gömme kol l&s handle lever 180°	1
S-806	Prima eksenel kol Prima handle	1
S-803	Kaldır-sür rulman tk. Kit pulleys lift&slide	2
S-811	Çarpma takozu kaldır-sür Shock absorber lift for l&s system	2
S-819	Kaldır-sür kanat birl. izolasyon tk. Central plugs kit for l & s	1
S-818	Pvc kapak Pvc cover	2
S-817	Kanat köşe pvc birl. aparatı Sash corner connect	12
S-817-1	Kanat köşe pvc birl. aparatı Sash corner connect	4
S-821 veya / or S-822	Kanat pr. köşe bağl. aparatı Sash corner assamble	8
S-813	Kol-tij bağl. Handle connection	2

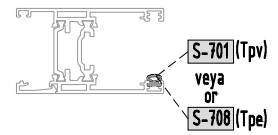
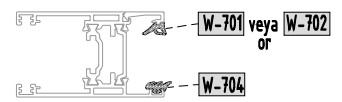
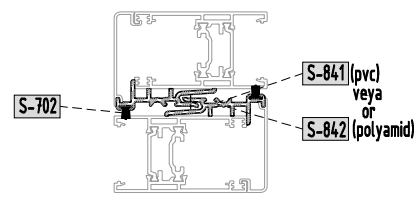
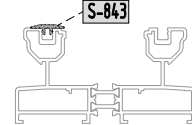
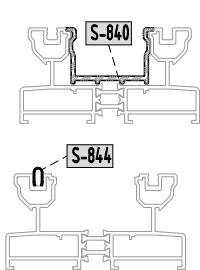
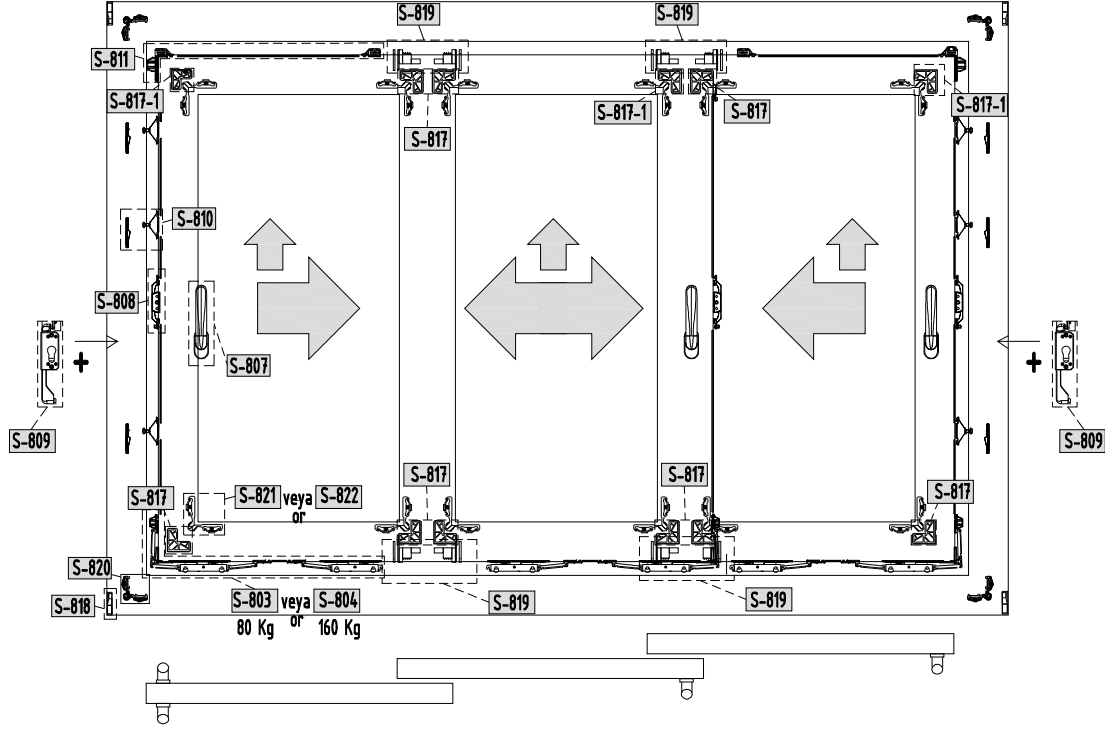
S-820	Kasa pr. köşe bağl. aparatı Frame corner assamble	8
S-840	Pvc profil Pvc profile	mt.
S-843	Pvc profil Pvc profile	mt.
S-841 veya / or S-842	Pvc profil Pvc profile Polyamid profil Polyamid profile	mt.
S-844	Çelik ray Stainless steel	mt.
S-701 veya / or S-708	Tpv Fitol Tpv gasket Tpe Fitol Tpe gasket	mt.
S-702	Fırça Brush	mt.
W-701 veya / or W-702	Epdm fitil Epdm gasket	mt.
W-704	Epdm fitil Epdm gasket	mt.



# S45-T YALITIMLI SÜRME SERİ

## S45 -T INSULATED SLIDING SERIES

AÇILIM MEKANİZMALARI  
OPENING MECHANISMS



Kod Code	Tanım Description	Miktar Quantity
S-810	Gos-s t.rex kapama tk. Closing kit for gos-s t rex	6
S-808	Martellina kol mekanizması Machanism for martellina handle	3
S-807	Prima aksenel kol Prima handle	4
S-803 veya / or S-804	80 Kg Kaldır-sür rulman tk. Kit pulleys lift&slide 160 Kg	3
S-811	Çarpma tıkozu kaldır-sür Shock absorber lift for l&s system	2
S-818	Pvc kapak Pvc cover	2
S-817	Kanat köşe pvc bir. aparatı Sash corner connect	18
S-817-1	Kanat köşe pvc bir. aparatı Sash corner connect	6
S-821 veya / or S-822	Kanat pr. köşe bağl. aparatı Sash corner assamble	12
S-819	Kaldır-sür kanat bir. izolasyon tk. Central plugs kit for l & s	2

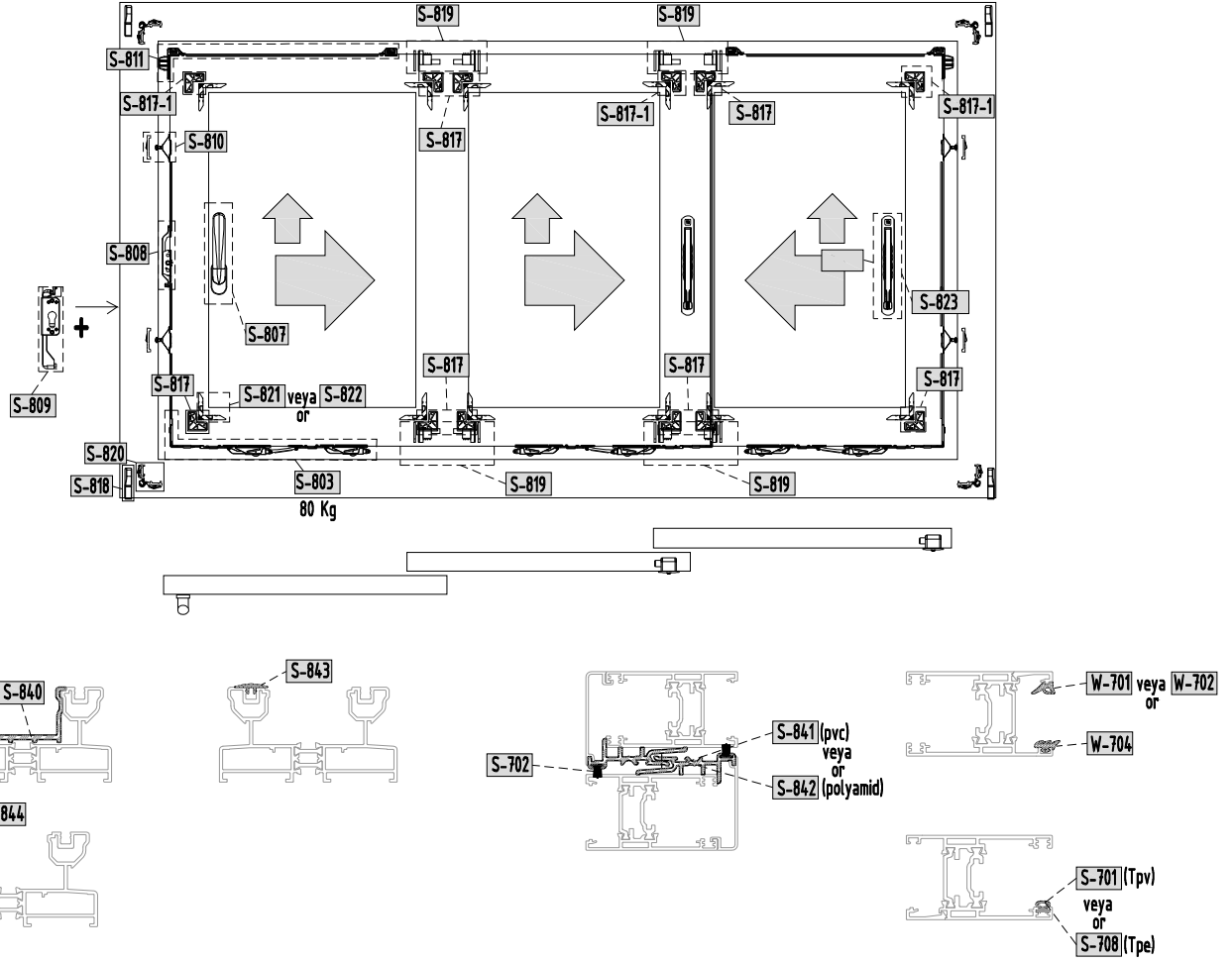
S-820	Kasa pr. köşe bağl. aparatı Frame corner assamble	8
S-840	Pvc profil Pvc profile	mt.
S-843	Pvc profil Pvc profile	mt.
S-841 veya / or S-842	Pvc profil Pvc profile Polyamid profil Polyamid profile	mt.
S-844	Çelik ray Stainles steel	mt.
S-701 veya / or S-702	TPV Fitil TPV gasket TPE Fitil TPE gasket	mt.
S-702	Fırça Brush	mt.
W-701 veya / or W-702	EPDM fitil EPDM gasket	mt.
W-704	EPDM fitil EPDM gasket	mt.

S-809	Anahtar kilit mekanizması Lock with key	2
-------	--	---

# S45-T YALITIMLI SÜRME SERİ

## S45 -T INSULATED SLIDING SERIES

AÇILIM MEKANİZMALARI  
OPENING MECHANISMS



Kod Code	Tanım Description	Miktar Quantity
S-810	Gos-s t.rex kapama tk. Closing kit for gos-s t.rex	4
S-808	Martellina kol mekanizması Machanism for martellina handle	1
S-807	Prima eksenel kol Prima handle	1
S-823	180° kaldırma kollu gömme kol l&s handle lever 180°	2
S-803	Kaldır-sür rulman tk. Kit pulleys lift&slide	3
S-811	Çarpma takozu kaldır-sür Shock absorber lift for l&s system	2
S-819	Kaldır-sür kanat birli. izolasyon tk. Central plugs kit for l & s	2
S-818	Pvc kapak Pvc cover	2
S-817	Kanat köşe pvc birli. aparatı Sash corner connect	18
S-817-1	Kanat köşe pvc birli. aparatı Sash corner connect	6
S-821 veya / or S-822	Kanat pr. köşe bagl. aparatı Sash corner assamble	12

S-820	Kasa pr. köşe bagl. aparatı Frame corner assamble	8
S-840	Pvc profil Pvc profile	mt.
S-843	Pvc profil Pvc profile	mt.
S-841 veya / or S-842	Pvc profil Pvc profile Polyamid profil Polyamid profile	mt.
S-844	Çelik ray Stainles steel	mt.
S-701 veya / or S-708	Tpv Fitol Tpv gasket Tpe Fitol Tpe gasket	mt.
S-702	Fırça Brush	mt.
W-701 veya / or W-702	Epdm fitil Epdm gasket	mt.
W-704	Epdm fitil Epdm gasket	mt.

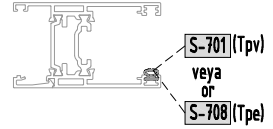
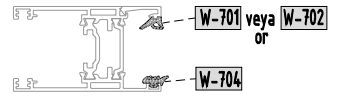
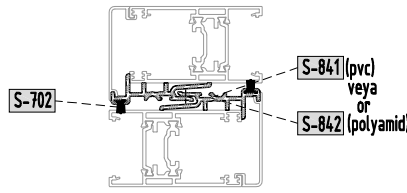
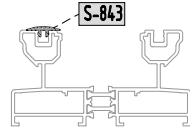
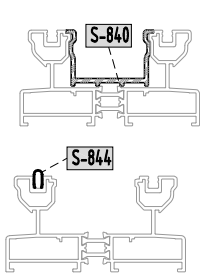
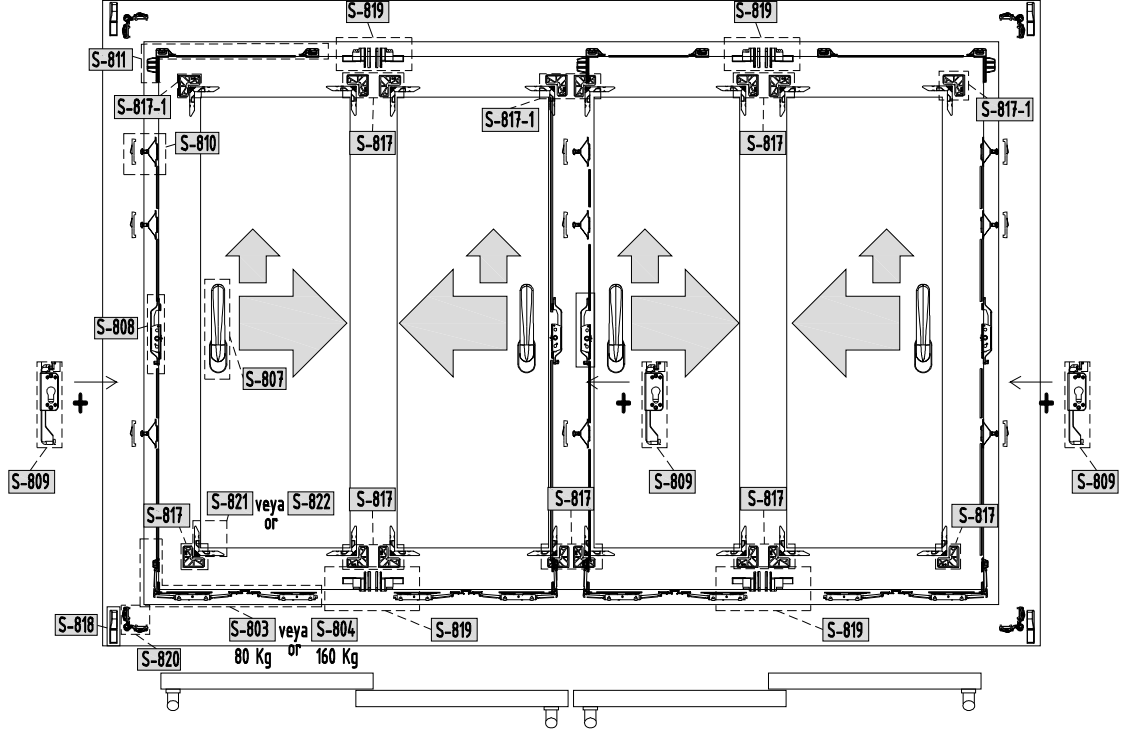


S-809	Anahtar kilit mekanizması Lock with key	1
-------	--	---

# S45-T YALITIMLI SÜRME SERİ

## S45 - T INSULATED SLIDING SERIES

AÇILIM MEKANİZMALARI  
OPENING MECHANISMS



Kod Code	Tanım Description	Miktar Quantity
S-810	Gos-s t.rex kapama tk. Closing kit for gos-s t.rex	9
S-808	Martellina kol mekanizması Mechanism for martellina handle	4
S-807	Prima eksenel kol Prima handle	4
S-803 veya / or S-804	80 Kg Kaldır-sür rulman tk. Kit pulleys lift&slide 160 Kg	4
S-811	Çarpma takozu kaldır-sür Shock absorber lift for l&s system	3
S-819	Kaldır-sür kanat birl. izolasyon tk. Central plugs kit for l & s	2
S-818	Pvc kapak Pvc cover	2
S-817	Kanat köşe pvc birl. aparatı Sash corner connect	24
S-817-1	Kanat köşe pvc birl. aparatı Sash corner connect	8
S-821 veya / or S-822	Kanat pr. köşe bağl. aparatı Sash corner assemble	16

S-820	Kasa pr. köşe bağl. aparatı Frame corner assamble	8
S-840	Pvc profil Pvc profile	mt.
S-843	Pvc profil Pvc profile	mt.
S-841 veya / or S-842	Pvc profil Pvc profile Polyamid profil Polyamid profile	mt.
S-844	Çelik ray Stainless steel	mt.
S-701 veya / or S-708	Tpv Fitol Tpv gasket Tpe Fitol Tpe gasket	mt.
S-702	Fırça Brush	mt.
W-701 veya / or W-702	Epdm fitil Epdm gasket	mt.
W-704	Epdm fitil Epdm gasket	mt.

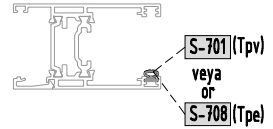
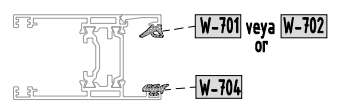
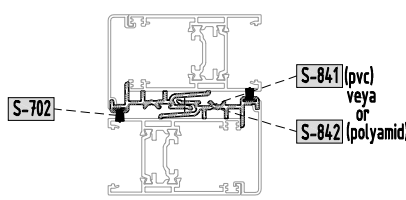
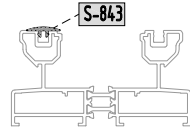
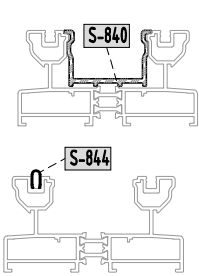
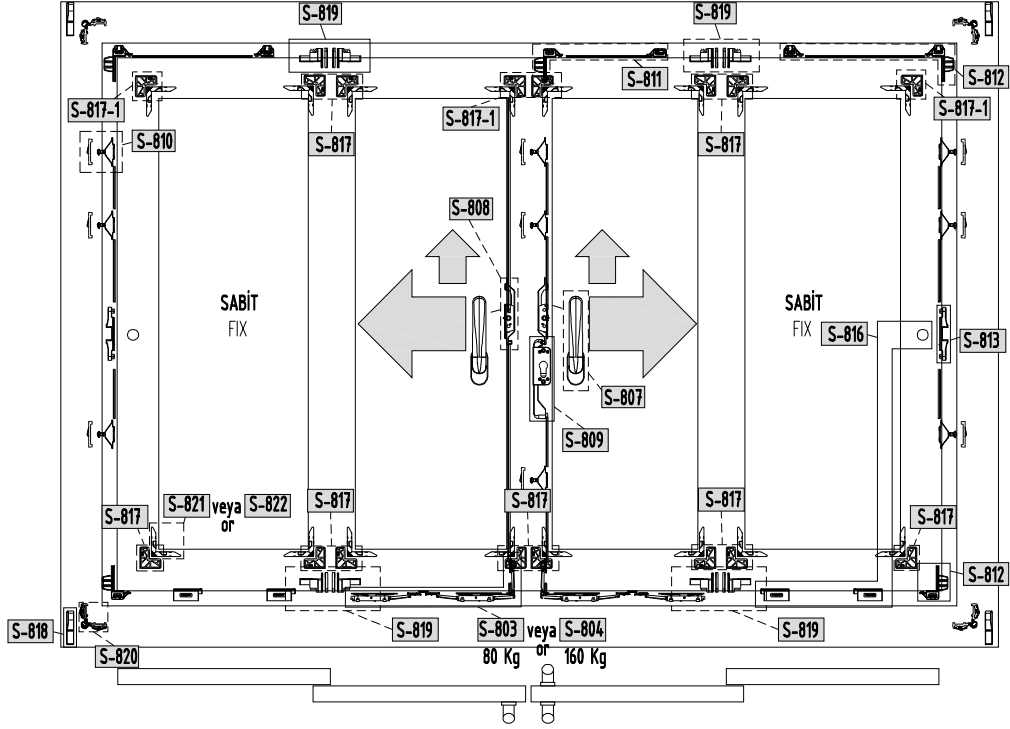


S-809	Anahtar kilit mekanizması Lock with key	3
-------	--	---

# S45-T YALITIMLI SÜRME SERİ

## S45 - T INSULATED SLIDING SERIES

AÇILIM MEKANİZMALARI  
OPENING MECHANISMS



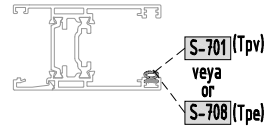
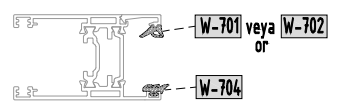
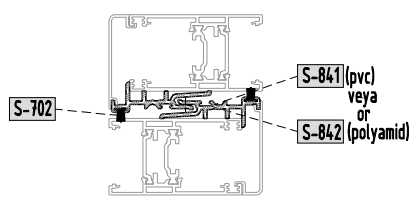
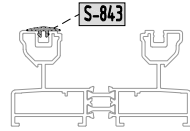
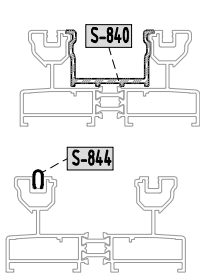
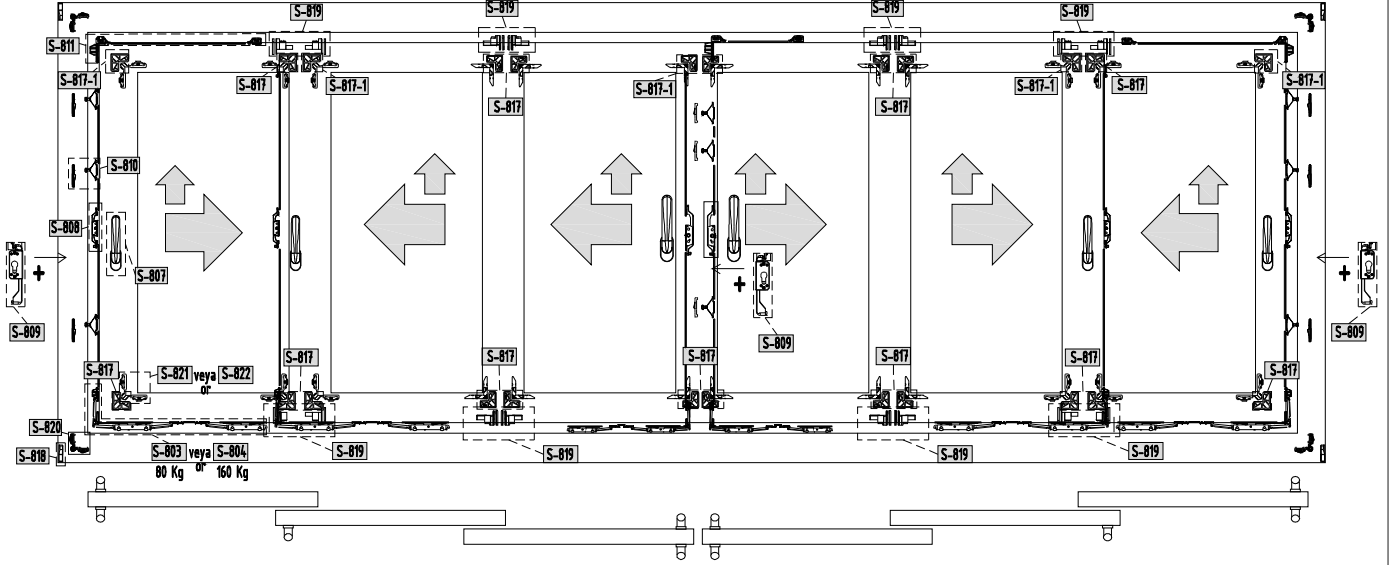
Kod Code	Tanım Description	Miktar Quantity
S-810	Gos-s t.rex kapama tk. Closing kit for gos-s t.rex	9
S-808	Martellina kol mekanizması Mechanism for martellina handle	2
S-807	Prima eksenel kol Prima handle	3
S-803 veya / or S-804	80 Kg Kaldır-sür rulman tk. 160 Kg Kit pulleys lift&slide	2
S-811	Çarpma takozu kaldır-sür Shock absorber lift for l&s system	1
S-819	Kaldır-sür kanat birl. izolasyon tk. Central plugs kit for l & s	2
S-818	Pvc kapak Pvc cover	2
S-817	Kanat köşe pvc birl. aparatı Sash corner connect	28
S-817-1	Kanat köşe pvc birl. aparatı Sash corner connect	4
S-821 veya / or S-822	Kanat pr. köşe bağl. aparatı Sash corner assamble	16
S-816	Kanat sabitleme tk. Fixed sash kit	2
S-809	Anahtar kilit mekanizması Lock with key	1

S-812	Çarpma takozu klasik sürme Shock absorber no-lift for slide system	2
S-813	Kol-tij bağl. Handle connection	2
S-820	Kasa pr. köşe bağl. aparatı Frame corner assamble	8
S-840	Pvc profil Pvc profile	mt.
S-843	Pvc profil Pvc profile	mt.
S-841 veya / or S-842	Pvc profil Pvc profile Polyamid profil Polyamid profile	mt.
S-844	Çelik ray Stainless steel	mt.
S-701 veya / or S-708	TPV Fitol TPV gasket TPE Fitol TPE gasket	mt.
S-702	Fırça Brush	mt.
W-701 veya / or W-702	EPDM fitil EPDM gasket	mt.
W-704	EPDM fitil EPDM gasket	mt.

# S45-T YALITIMLI SÜRME SERİ

## S45 - T INSULATED SLIDING SERIES

AÇILIM MEKANİZMALARI  
OPENING MECHANISMS



Kod Code	Tanım Description	Miktar Quantity
S-810	Gos-s t.rex kapama tk. Closing kit for gos-s t.rex	9
S-808	Martellina kol mekanizması Machonism for martellina handle	6
S-807	Prima eksenel kol Prima handle	10
S-803 veya / or S-804	80 Kg Kaldır-sür rulman tk. Kit pulleys lift&slide 160 Kg	6
S-811	Çarpma takozu kaldır-sür Shock absorber lift for l&s system	3
S-818	Pvc kapak Pvc cover	2
S-817	Kanat köşe pvc birl. aparatı Sash corner connect	36
S-817-1	Kanat köşe pvc birl. aparatı Sash corner connect	12
S-821 veya / or S-822	Kanat pr. köşe bağl. aparatı Sash corner assamble	24
S-819	Kaldır-sür kanat birl. izolasyon tk. Central plugs kit for l & s	4
S-820	Kasa pr. köşe bağl. aparatı Frame corner assamble	8

S-840	Pvc profil Pvc profile	mt.
S-843	Pvc profil Pvc profile	mt.
S-841 veya / or S-842	Pvc profil Pvc profile Polyamid profil Polyamid profile	mt.
S-844	Çelik ray Stainles steel	mt.
S-701 veya / or S-708	Tpv Fitil Tpv gasket Tpe Fitil Tpe gasket	mt.
S-702	Fırça Brush	mt.
W-701 veya / or W-702	Epdm fitil Epdm gasket	mt.
W-704	Epdm fitil Epdm gasket	mt.

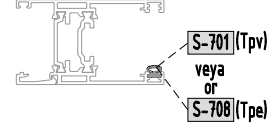
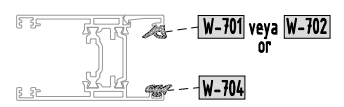
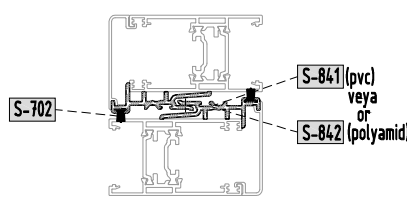
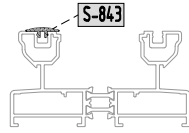
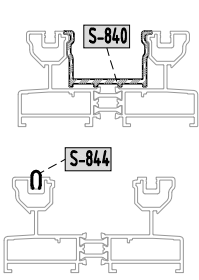
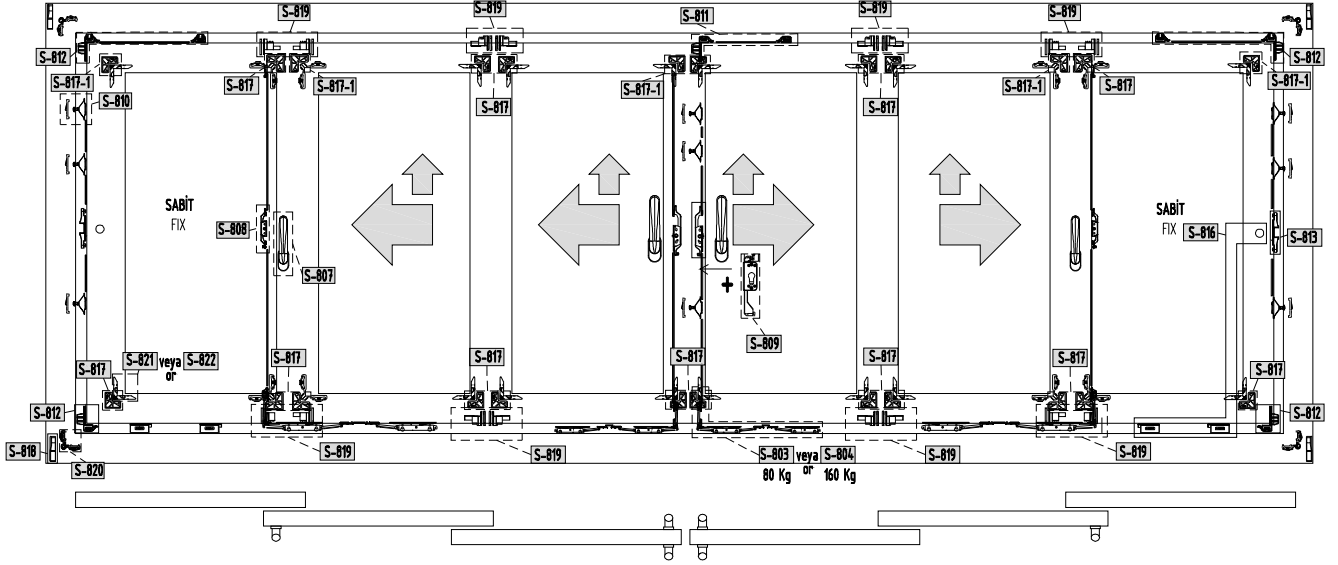


S-809	Anahtar kilit mekanizması Lock with key	3
-------	--	---

# S45-T YALITIMLI SÜRME SERİ

## S45 - T INSULATED SLIDING SERIES

AÇILIM MEKANİZMALARI  
OPENING MECHANISMS



Kod Code	Tanım Description	Miktar Quantity
S-810	Gos-s t.rex kapama tk. Closing kit for gos-s t.rex	9
S-808	Martellina kol mekanizması Mechanism for martellina handle	4
S-807	Prima aksenel kol Prima handle	6
S-803 veya / or S-804	80 Kg Kaldır-sür rulman tk. 160 Kg Kit pulleys lift&slide	4
S-811	Çarpma takozu kaldır-sür Shock absorber lift for l&s system	1
S-812	Çarpma takozu klasik sürme Shock absorber no-lift for slide system	2
S-818	Pvc kapak Pvc cover	2
S-817	Kanıt köşe pvc birtl. aparatı Sash corner connect	36
S-817-1	Kanıt köşe pvc birtl. aparatı Sash corner connect	12
S-821 veya / or S-822	Kanıt pr. köşe bağl. aparatı Sash corner assemble	24
S-819	Kaldır-sür kanıt birtl. izolasyon tk. Central plugs kit for l & s	4

S-816	Kanıt sabitleme tk. Fixed sash kit	2
S-813	Kol-tij bağl. Handle connection	2
S-820	Kasa pr. köşe bağl. aparatı Frame corner assemble	8
S-840	Pvc profil Pvc profile	mt.
S-843	Pvc profil Pvc profile	mt.
S-841 veya / or S-842	Pvc profil Pvc profile Polyamid profil Polyamid profile	mt.
S-844	Çelik ray Stainless steel	mt.
S-701 veya / or S-708	TPV Fıtıl TPV gasket TPE Fıtıl TPE gasket	mt.
S-702	Fırça Brush	mt.
W-701 veya / or W-702	EPDM fıtıl EPDM gasket	mt.
W-704	EPDM fıtıl EPDM gasket	mt.

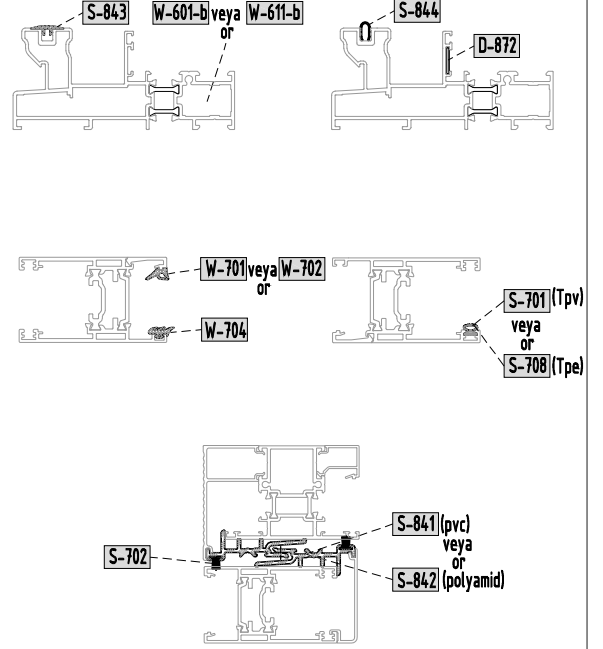
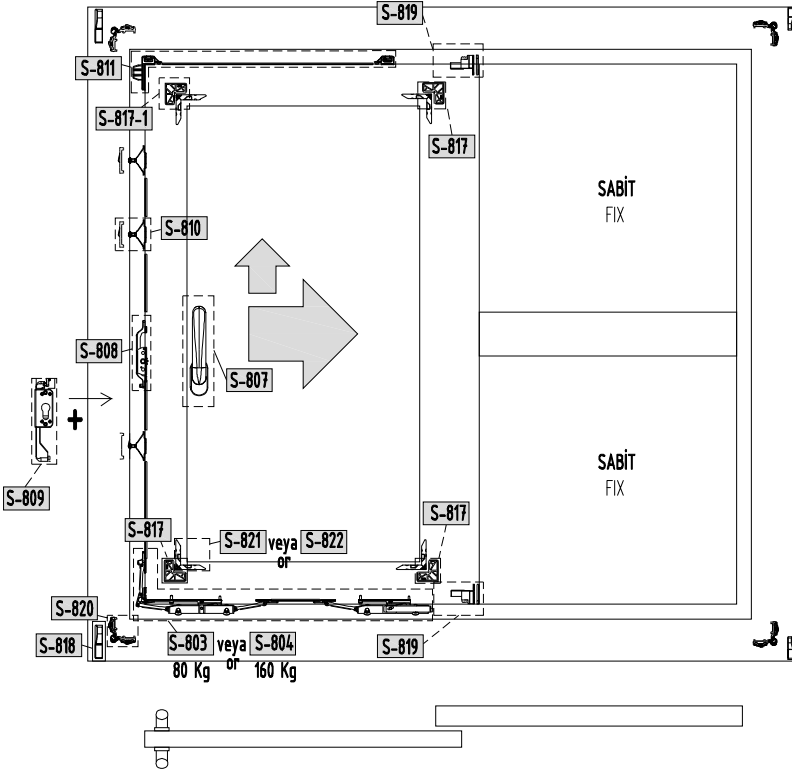


S-809	Anahtar kilit mekanizması Lock with key	1
-------	--	---

# S45-T YALITIMLI SÜRME SERİ

## S45 -T INSULATED SLIDING SERIES

AÇILIM MEKANİZMALARI  
OPENING MECHANISMS



Kod Code	Tanım Description	Miktar Quantity
S-810	Gos-s t.rex kapama tk. Closing kit for gos-s t.rex	3
S-808	Martellina kol mekanizması Machanism for martellina handle	1
S-807	Prima aksenal kol Prima handle	2
S-803 veya / or S-804	80 Kg Kaldır-sür rulman tk. Kit pulleys lift&slide 160 Kg	1
S-811	Çarpma takozu kaldır-sür Shock absorber lift for l&s system	1
S-819	Kaldır-sür kanat birl. izolasyon tk. Central plugs kit for l & s	1
S-818	Pvc kapak Pvc cover	2
S-817	Kanat köşe pvc birl. aparatı Sash corner connect	6
S-817-1	Kanat köşe pvc birl. aparatı Sash corner connect	2
S-821 veya / or S-822	Kanat pr. köşe bağl. aparatı Sash corner assamble	4
S-820	Kasa pr. köşe bağl. aparatı Frame corner assamble	4

+

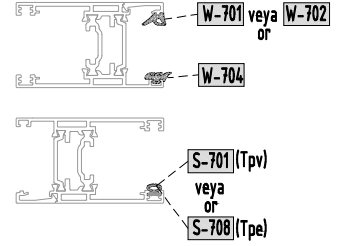
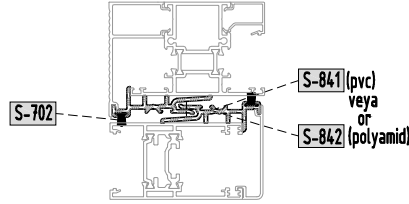
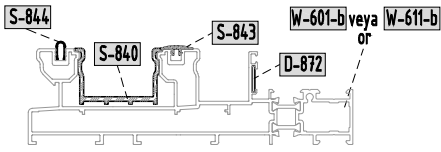
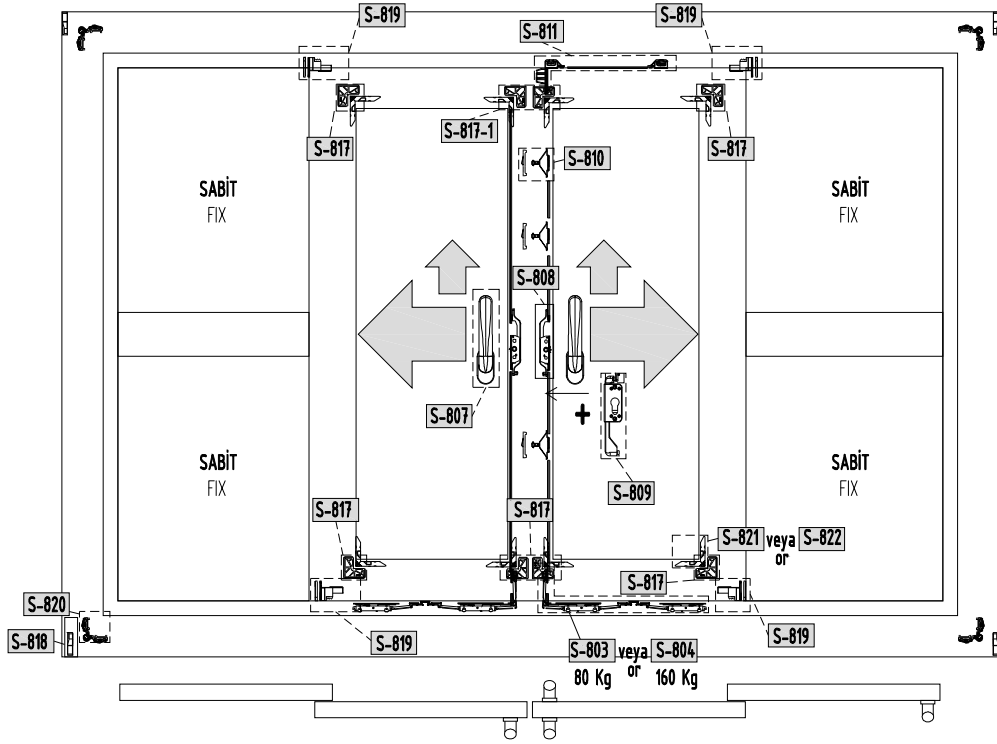
W-601-b veya / or W-611-b	Kasa pr. köşe bağl. aparatı Frame corner assamble	4
D-872	Köşe birleştirme aparatı Shoulder aligning square	4
S-843	Pvc profil Pvc profile	mt.
S-841 veya / or S-842	Pvc profil Pvc profile Polyamid profil Polyamid profile	mt.
S-844	Çelik ray Stainles steel	mt.
S-701 veya / or S-708	Tpv Fitol Tpv gasket Tpe Fitol Tpe gasket	mt.
S-702	Fırça Brush	mt.
W-701 veya / or W-702	Epdm fitil Epdm gasket	mt.
W-704	Epdm fitil Epdm gasket	mt.

S-809	Anahtar kilitle mekanizması Lock with key	1
-------	--	---

# S45-T YALITIMLI SÜRME SERİ

## S45 - T INSULATED SLIDING SERIES

AÇILIM MEKANİZMALARI  
OPENING MECHANISMS



Kod Code	Tanım Description	Miktar Quantity
S-810	Gos-s t.rex kapama tk. Closing kit for gos-s t.rex	3
S-808	Martellina kol mekanizması Mechanism for martellina handle	2
S-807	Prima eksenel kol Prima handle	3
S-803 veya / or S-804	80 Kg Kaldır-sür rulman tk. Kit pulleys lift&slide 160 Kg	2
S-811	Çarpma takozu kaldır-sür Shock absorber lift for l&s system	1
S-819	Kaldır-sür kanat birl. izolasyon tk. Central plugs kit for l & s	2
S-818	Pvc kapak Pvc cover	2
S-817	Kanat köşe pvc birl. aparatı Sash corner connect	12
S-817-1	Kanat köşe pvc birl. aparatı Sash corner connect	4
S-821 veya / or S-822	Kanat pr. köşe bağl. aparatı Sash corner assamble	8
S-820	Kasa pr. köşe bağl. aparatı Frame corner assamble	8

W-601-b veya / or W-611-b	Kasa pr. köşe bağl. aparatı Frame corner assamble	4
S-840	Pvc profil Pvc profile	mt.
S-843	Pvc profil Pvc profile	mt.
S-841 veya / or S-842	Pvc profil Pvc profile Polyamid profil Polyamid profile	mt.
S-844	Çelik ray Stainles steel	mt.
S-701 veya / or S-708	Tpv Fitol TpV gasket Tpe Fitol Tpe gasket	mt.
S-702	Fırça Brush	mt.
W-701 veya / or W-702	Epdm fitil Epdm gasket	mt.
W-704	Epdm fitil Epdm gasket	mt.



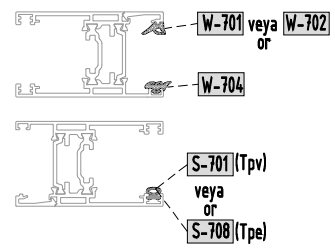
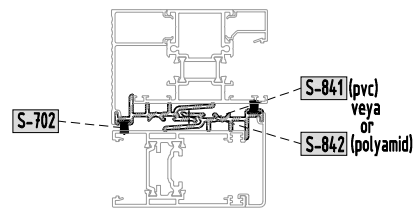
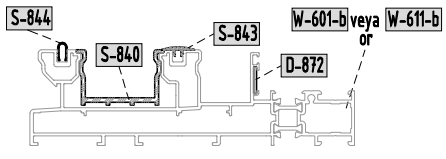
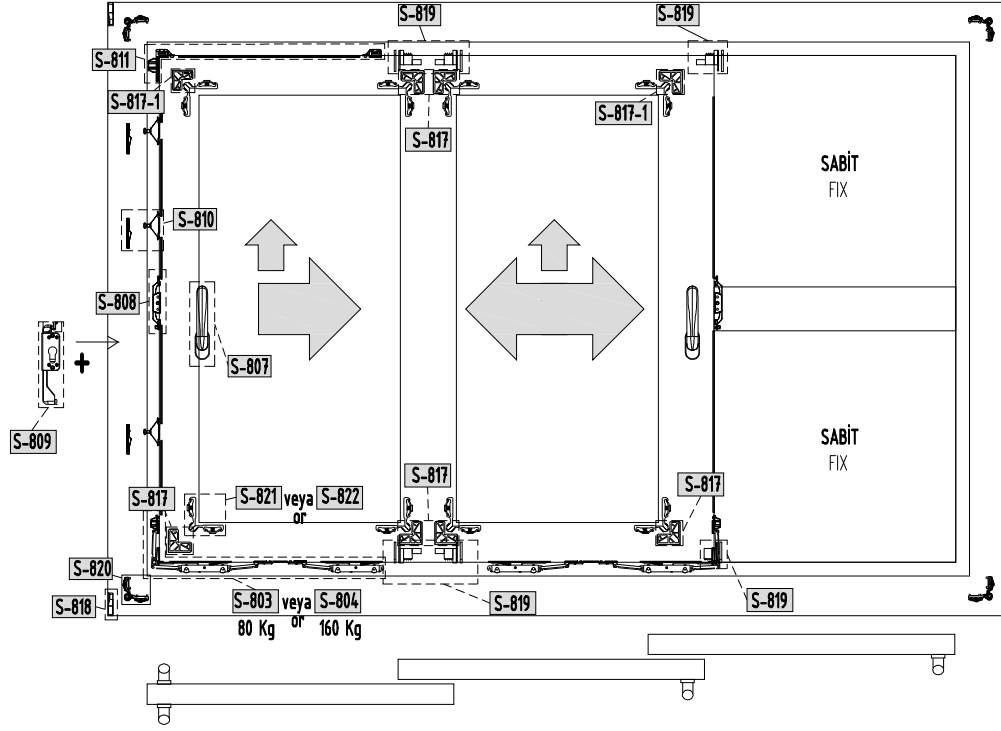
S-809	Anahtar kilid mekanizması Lock with key	1
-------	--	---



# S45-T YALITIMLI SÜRME SERİ

## S45 -T INSULATED SLIDING SERIES

AÇILIM MEKANİZMALARI  
OPENING MECHANISMS



Kod Code	Tanım Description	Miktar Quantity
S-810	Gos-s t.rex kapama tk. Closing kit for gos-s t.rex	3
S-808	Martellina kol mekanizması Mechanism for martellina handle	2
S-807	Prima eksenel kol Prima handle	3
S-803 veya / or S-804	80 Kg Kaldır-sür rulman tk. Kit pulleys lift&slide 160 Kg	2
S-811	Çarpma takozu kaldır-sür Shock absorber lift for l&s system	1
S-819	Kaldır-sür kanat birl. izolasyon tk. Central plugs kit for l & s	2
S-818	Pvc kapak Pvc cover	2
S-817	Kanat köşe pvc birl. aparatı Sash corner connect	12
S-817-1	Kanat köşe pvc birl. aparatı Sash corner connect	4
S-821 veya / or S-822	Kanat pr. köşe bağl. aparatı Sash corner assemble	8
S-820	Kasa pr. köşe bağl. aparatı Frame corner assemble	8

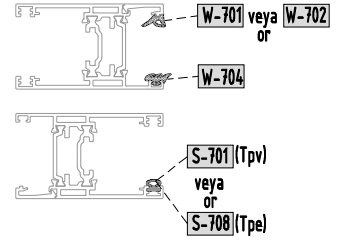
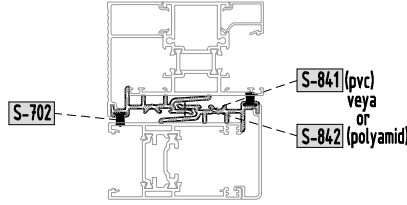
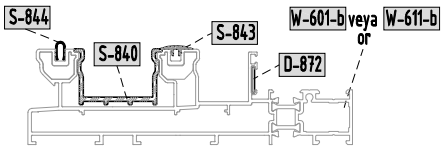
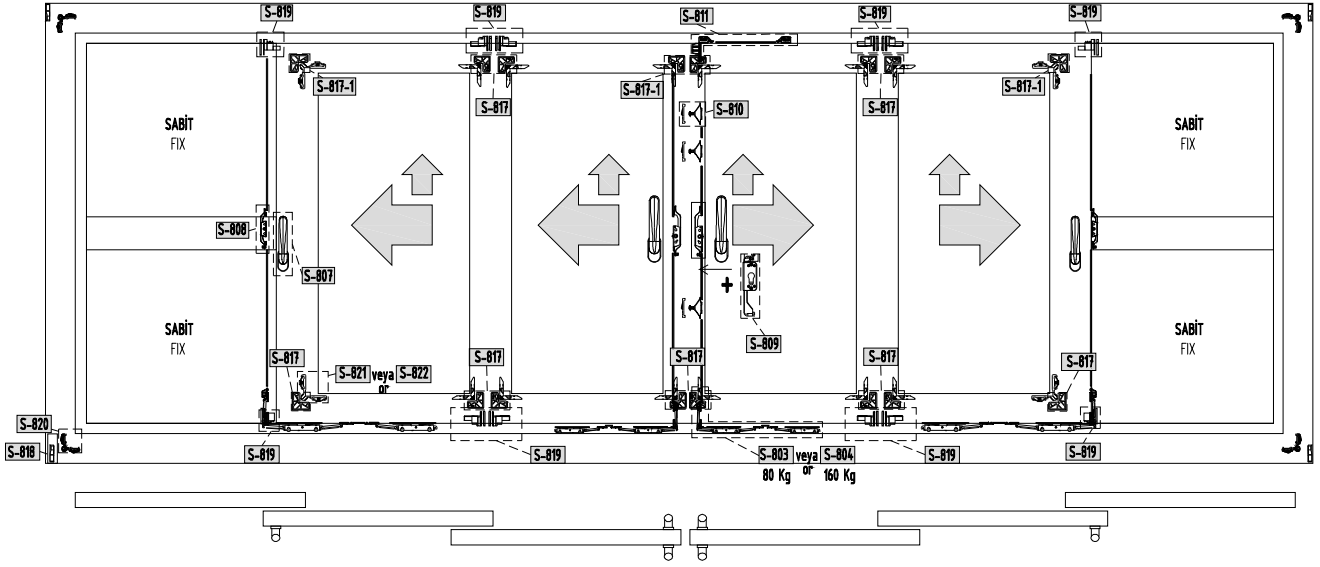
W-601-b veya / or W-611-b	Kasa pr. köşe bağl. aparatı Frame corner assemble	4
S-840	Pvc profil Pvc profile	mt.
S-843	Pvc profil Pvc profile	mt.
S-841 veya / or S-842	Pvc profil Pvc profile Polyamid profil Polyamid profile	mt.
S-844	Çelik ray Stainless steel	mt.
S-701 veya / or S-708	Tpv Fitol Tpv gasket Tpe Fitol Tpe gasket	mt.
S-702	Fırça Brush	mt.
W-701 veya / or W-702	Epdm fitil Epdm gasket	mt.
W-704	Epdm fitil Epdm gasket	mt.

S-809	Anahtar kilit mekanizması Lock with key	1
-------	--	---

# S45-T YALITIMLI SÜRME SERİ

## S45 - T INSULATED SLIDING SERIES

AÇILIM MEKANİZMALARI  
OPENING MECHANISMS



Kod Code	Tanım Description	Miktar Quantity
S-810	Gos-s t.rex kapama tk. Closing kit for gos-s t.rex	3
S-808	Martellina kol mekanizması Machanism for martellina handle	4
S-807	Prima eksenel kol Prima handle	6
S-803 veya / or S-804	80 Kg Kaldır-sür rulman tk. Kit pulleys lift&slide 160 Kg	4
S-811	Çarpma takozu kaldır-sür Shock absorber lift for l&s system	1
S-819	Kaldır-sür kanat birl. izolasyon tk. Central plugs kit for l & s	4
S-818	Pvc kapak Pvc cover	2
S-817	Kanat köşe pvc birl. aparatı Sash corner connect	24
S-817-1	Kanat köşe pvc birl. aparatı Sash corner connect	8
S-821 veya / or S-822	Kanat pr. köşe bagl. aparatı Sash corner assamble	16
S-820	Kasa pr. köşe bagl. aparatı Frame corner assamble	8

W-601-b veya / or W-611-b	Kasa pr. köşe bagl. aparatı Frame corner assamble	4
S-840	Pvc profil Pvc profile	mt.
S-843	Pvc profil Pvc profile	mt.
S-841 veya / or S-842	Pvc profil Pvc profile Polyamid profil Polyamid profile	mt.
S-844	Çelik ray Stainles steel	mt.
S-701 veya / or S-708	Tpv Fitol Tpv gasket Tpe Fitol Tpe gasket	mt.
S-702	Fırça Brush	mt.
W-701 veya / or W-702	Epdm fitil Epdm gasket	mt.
W-704	Epdm fitil Epdm gasket	mt.



S-809	Anahtar kilit mekanizması Lock with key	1
-------	--	---